



TBZ363C5V5 - TBZ363C20V8

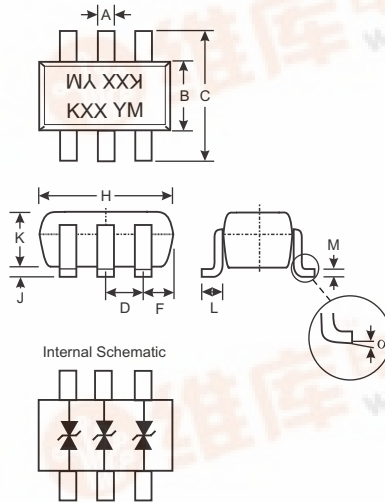
TRIPLE BI-DIRECTIONAL SURFACE MOUNT ZENER DIODE ARRAY

Features

- Nominal Zener Voltages: 5.5V, 6.4V, 7.0V, 20.8V
- Ultra-Small Surface Mount Package
- Ideal For Transient Suppression
- Lead Free/RoHS Compliant (Note 4)**

Mechanical Data

- Case: SOT-363
- Case Material: Molded Plastic. UL Flammability Classification Rating 94V-0
- Moisture Sensitivity: Level 1 per J-STD-020C
- Terminals: Solderable per MIL-STD-202, Method 208
- Lead Free Plating (Matte Tin Finish annealed over Alloy 42 leadframe).
- Marking: See Below & Page 2
- Ordering Information, See Page 2
- Weight: 0.006 grams (approx.)



SOT-363		
Dim	Min	Max
A	0.10	0.30
B	1.15	1.35
C	2.00	2.20
D	0.65 Nominal	
F	0.30	0.40
H	1.80	2.20
J	—	0.10
K	0.90	1.00
L	0.25	0.40
M	0.10	0.25
α	0°	8°
All Dimensions in mm		

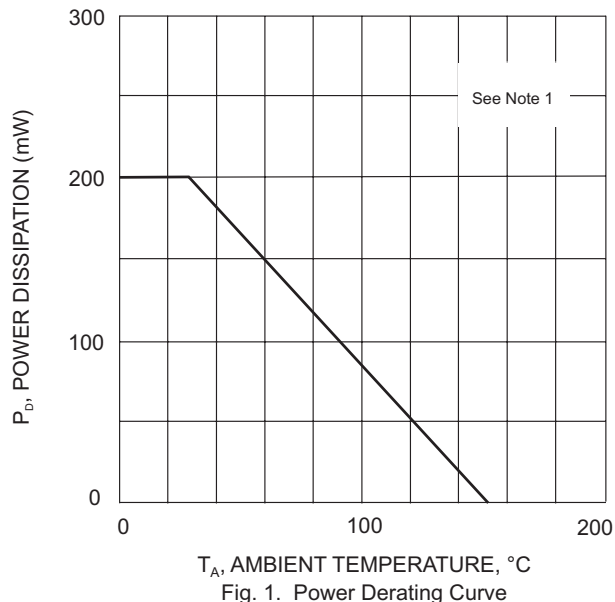
Maximum Ratings @ $T_A = 25^\circ\text{C}$ unless otherwise specified

Characteristic	Symbol	Value	Unit
Power Dissipation (Note 1)	P_d	200	mW
Thermal Resistance, Junction to Ambient Air (Note 1)	$R_{\theta JA}$	625	$^\circ\text{C}/\text{W}$
Operating and Storage Temperature Range	T_j, T_{STG}	-65 to +150	$^\circ\text{C}$

Electrical Characteristics @ $T_A = 25^\circ\text{C}$ unless otherwise specified

Type Number	Marking Code	Zener Voltage Range (Note 3)			Maximum Zener Impedance (Note 2)				Maximum Reverse Current		Temperature Coefficient	
		$V_Z @ I_{ZT}$			$Z_{ZT} @ I_{ZT}$		$Z_{ZK} @ I_{ZK}$		$I_R @ V_R$		$TC (mV/^\circ\text{C})$	
		Nom (V)	Min (V)	Max (V)	Ω	mA	Ω	mA	μA	V	Min	Max
TBZ363C5V5	KL1	5.5	5.22	5.78	80	5.0	500	1.0	1.0	2.0	-5.5	-2.2
TBZ363C6V4	KL3	6.4	6.08	6.72	50	5.0	400	1.0	2.0	3.0	-4.0	0.5
TBZ363C7V0	KL5	7.0	6.65	7.35	18	5.0	200	1.0	2.0	4.0	-1.6	1.7
TBZ363C20V8	KV7	20.8	19.76	21.84	58	5.0	225	1.0	0.1	14	12.4	16.0

- Notes:
- Mounted on FR4 PC Board with recommended pad layout which can be found on our website at <http://www.diodes.com/datasheets/ap02001.pdf>.
 - V_Z measured @ I_{ZT} using a short duration pulse. Standard voltage tolerance is 5%.
 - $f = 1\text{KHz}$.
 - No purposefully added lead.



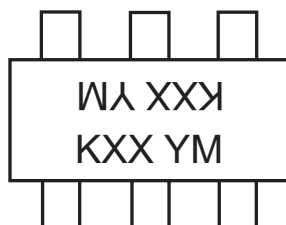
Ordering Information (Note 5)

Device	Packaging	Shipping
(Type Number)-7-F*	SOT-363	3000/Tape & Reel

* Add "-7-F" to the appropriate type number in Table 1 from Sheet 1 example: 6.4V Zener = TBZ363C6V4-7-F.

Notes: 5. For Packaging Details, go to our website at <http://www.diodes.com/datasheets/ap02007.pdf>.

Marking Information



KXX = Product Type Marking Code
YM = Date Code Marking
Y = Year ex: N = 2002
M = Month ex: 9 = September

Date Code Key

Year	2002	2003	2004	2005	2006	2007	2008	2009
Code	N	P	R	S	T	U	V	W

Month	Jan	Feb	March	Apr	May	Jun	Jul	Aug	Sep	Oct	Nov	Dec
Code	1	2	3	4	5	6	7	8	9	O	N	D

IMPORTANT NOTICE

Diodes Incorporated and its subsidiaries reserve the right to make modifications, enhancements, improvements, corrections or other changes without further notice to any product herein. Diodes Incorporated does not assume any liability arising out of the application or use of any product described herein; neither does it convey any license under its patent rights, nor the rights of others. The user of products in such applications shall assume all risks of such use and will agree to hold Diodes Incorporated and all the companies whose products are represented on our website, harmless against all damages.

LIFE SUPPORT

Diodes Incorporated products are not authorized for use as critical components in life support devices or systems without the expressed written approval of the President of Diodes Incorporated.