

Controllers


查询TR635TOP供应商

364 1855
364 1867

捷多邦, 专业PCB打样工厂, 24小时加急出货

www.timeguard.com

controlling water and space heating appliances plus industrial equipment and machinery. Timeguard's trade timeswitches are the ideal choice for all trade installations.

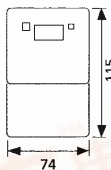


ELU1000/ELU7000

ELU1000 24 Hour 16 Amp Electronic Time Controller

The ELU1000 offers digital control of appliances up to 16 amps. The unit will repeat 4 ON/OFF switching commands over each 24 hour period and features permanent ON, permanent OFF or timed operation.

- 8 memory locations - 4 ON/OFF commands every 24 hours.
- Self-cancelling override until next programme change for instant ON/OFF control.
- Shortest switching time 1 minute.
- Permanent ON, Permanent OFF or timed selection.
- 1000 hours rechargeable memory back-up.
- Bottom or rear entry for cable.
- 1 and 2 hour boost feature.



ELU7000 7 Day 16 Amp Electronic Time Controller

The ELU7000 has all the features and benefits of the ELU1000 except the boost feature plus individual day, everyday, every weekday or weekend programme selections over a 7 day period. Six programmes are available and if each one is selected to operate over all 7 days, 42 ON & OFF switchings per week will result.

Product Specifications

		ELU1000	ELU7000	TR635TOP	TR636TOP	ELU56	ELU5620
Timer Mode		24Hr	7 Day	24Hr/7 Day	24Hr/7 Day	7 Day	7 Day
Voltage Free Contacts	Changeover	•	•	•	•	•	ON/OFF
Operating Voltage	230V AC	•	•	•	•	•	•
Switch Rating 240V AC	Resistive	16A (3.8kW)	16A (3.8kW)	16A	2 x 6A	16A (3.8kW)	20A (4.8kW)
	Inductive	6A	6A	6A	2 x 2A	6A	8A
Operating Temperature	-10 to 40°C	•	•	-10 to 50°C	-10 to 50°C	•	•
Battery	1000Hr Rechargeable	•	•	4 yr Lithium*	4 yr Lithium*	•	•
	73/23/EEC	•	•	•	•	•	•
Conforms To Directives	89/336/EEC	•	•	•	•	•	•
Height		115	115	104	104	104	104
Width		74	74	72	72	72	72
Depth		50	50	69	69	69	69

Note: ELU1000, ELU7000 & ELU56 can be used with up to 500W of fluorescent lighting or low energy lighting and up to 2500W of filament lighting. Can also be used with up to a 1hp motor. Cannot be used with discharge lighting. TR636TOP cannot be used with fluorescent, low energy or discharge lighting. Can be used with up to 500W of filament lighting.*The Lithium battery (primary) only maintains time and programmes when the supply is not present. TR635TOP can be used with up to 400W of fluorescent lighting or 2300W of filament lighting or 9 x 7W or 7 x 11W or 7 x 15W or 7 x 20W or 7 x 23W of low energy lighting.



ELU56/ELU5620

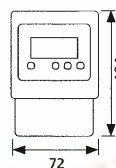
ELU56 7 Day 16 Amp Electronic Time Controller

ELU56 available in 16 amp and 20 amp versions. 8 independent programme selections per day allowing up to 56 different ON/OFF operations per week.

- 72 x 72mm plug-in base surface mount.
- 112 memory locations - 56 different ON/OFF operations per week.
- Self-cancelling override until next programme change.
- Shortest switching time 1 minute.
- Programme suspension.
- 1000 hours rechargeable memory back-up.
- 20 amp version also available, see below.

ELU5620 20 Amp Version

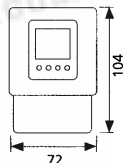
- Can be used with up to 3000W of fluorescent or low energy lighting and up to 3000W of filament lighting. Can also be used with up to a 2hp motor and up to 1000W of discharge lighting.



TR635TOP 24Hr/7 Day/Random 16A Electronic Timeswitch

The TR635TOP digital time controller features 24Hr/7 day programme selections plus holiday suspension of programmes. Easy to use 4 button programming and 4 year memory back-up allows ultimate control. The unit also has its programmes stored in EEPROM for highest operational security.

- Text Oriented Programming.
- 72 x 72mm plug-in base surface mount.
- 21 ON/OFF programmes per week.
- Shortest switching time 1 minute.
- Manual override until next programme change & permanent ON/OFF.
- ON/OFF commands may be repeated over a number of days without using additional programmes.
- Integral lithium cell power reserve with 4 years back-up life*.
- Holiday suspension of programmes.
- Automatic Summer/Winter changeover.
- Random switching facility.
- Pulse (1-59 sec) and repetitive pulse programmes.
- Optional panel mount (clip included).
- DIN rail adaptor available.



TR636TOP 24Hr/7 Day (2 Channel) 2x6A Electronic Timeswitch

The TR636TOP 2 channel 24Hr/7 day time controller has all the features and benefits of the TR635TOP and allows complete control of 2 separate appliances. It has 21 ON/OFF programmes which can be distributed as required over the 2 channels. Repetitive pulse on channel 1 only.

- Text Oriented Programming.
- 2 channels with a total of 21 ON/OFF programmes per week allocated between them in any proportion.



FIVE YEAR
GUARANTEE