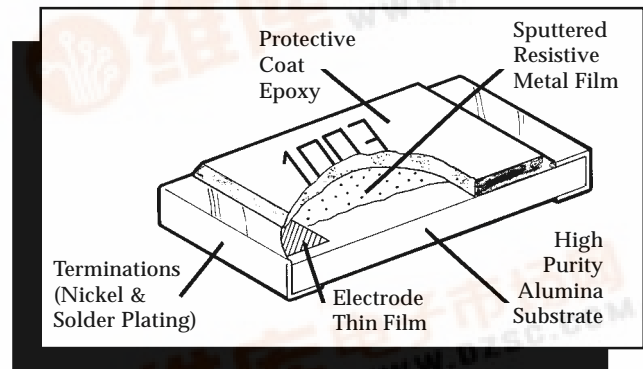


MEGGITT HOLSWORTHY
HYBRID CIRCUITS
ELECTRONIC ASSEMBLIES
PRECISION RESISTORS
SMD PRECISION RESISTORS
PRECISION NETWORKS

High Precision Resistors (SMD)

TYPE RN73 SERIES



The RN73 series is a stable precision chip resistor range offering various power dissipation relating to chip size, TCR's down to 10ppm/°C and resistor tolerances to 0.1%. The resistor is produced with three sputtered layers giving better performance. Values are restricted to the E96 grid and the RN73 has accurate and uniform physical dimensions to facilitate placement. They are of course packaged on tape and reeled.

MEGGITT HOLSWORTHY KEY FEATURES

- HIGH PRECISION - TCR 10 PPM/°C
- TOLERANCES DOWN TO 0.1%
- THIN FILM (NICHROME)
- CHOICE OF PACKAGES (08:05 STD)
- SUPPLIED ON REELS OF 5000, 4000 or 1000
- STABLE HIGH FREQUENCY PERFORMANCE
- 100V DC OPERATING VOLTAGE
- TEMPERATURE RANGE -55°C to +125°C

SPECIFICATION

ELECTRICAL

	1J	2A	2B	2E
Rated Power	0.063W	0.1W	0.125W	0.25W
Maximum working voltage	50V	100V	150V	200V
Maximum overload voltage	100V	200V	300V	400V
Working temperature range	-55°C ~ +125°C			
Rated ambient temperature	70°C			

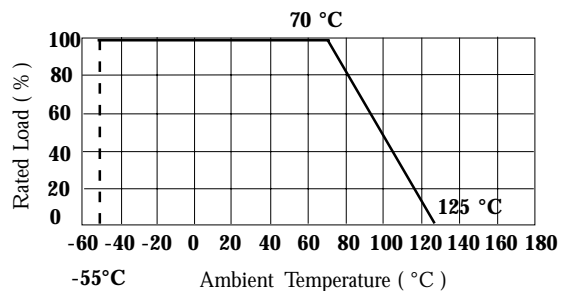
RESISTANCE VALUE RANGE

Type	T.C.R. (ppm/°C)	Resistance Tolerance E-24, E-96 series			
		B (±0.1%)	C (±0.25%)	D (±0.5%)	F (±1.0%)
1J	F (± 25)	100 ~ 33K	51 ~ 33K	10 ~ 33K	10 ~ 33K
	G (± 50)	---	51 ~ 100K	10 ~ 100K	10 ~ 100K
	H (±100)	---	---	110K ~ 330K	110K ~ 330K
2A	C (± 10)	100 ~ 100K	100 ~ 100K	100 ~ 100K	---
	D (± 15)	100 ~ 100K	100 ~ 100K	100 ~ 100K	---
	F (± 25)	51 ~ 100K	51 ~ 100K	10 ~ 100K	10 ~ 100K
	G (± 50)	---	51 ~ 150K	10 ~ 249K	10 ~ 150K
2B	H (±100)	---	---	160K ~ 1M	160K ~ 1M
	C (± 10)	100 ~ 130K	100 ~ 130K	100 ~ 130K	---
	D (± 15)	100 ~ 130K	100 ~ 130K	100 ~ 130K	---
	F (± 25)	51 ~ 130K	51 ~ 130K	10 ~ 130K	10 ~ 130K
2E	G (± 50)	---	51 ~ 360K	10 ~ 360K	10 ~ 360K
	H (±100)	---	---	390K ~ 1M	390K ~ 1M
	C (± 10)	100 ~ 240K	100 ~ 240K	100 ~ 240K	---
	D (± 15)	100 ~ 240K	100 ~ 240K	100 ~ 240K	---
	F (± 25)	51 ~ 240K	51 ~ 240K	10 ~ 240K	10 ~ 240K
	G (± 50)	---	51 ~ 510K	10 ~ 510K	10 ~ 510K
	H (±100)	---	---	560K ~ 1M	560K ~ 1M

H (± 100 ppm/°C) of T.C.R. is only E - 24

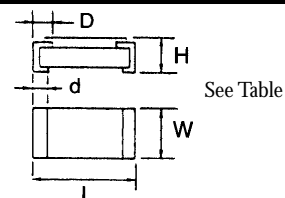
POWER DERATING CURVE

For temperatures in excess of 70°C the load shall be derated in accordance with the following figure.



DIMENSIONS

Type	L ± 0.2	W ± 0.2	D	d ± 0.02	H ± 0.1
RN73 1J	1.6	0.8	0.3 ± 0.2	0.3	0.4
RN 732A*	2.0	1.25	0.4 ± 0.2	0.3	0.5
RN 732B	3.2	1.6	0.5 ± 0.3	0.4	0.6
RN 732E	3.2	2.5	0.5 ± 0.3	0.4	0.6



HOW TO ORDER

COMMON PART	TEMP. COEFFICIENT OF RESISTANCE	CHIP SIZE	RESISTANCE VALUE	TOLERANCE	PACK QTY
RN73 - Series Part Number	C ± 10 ppm/°C* D ± 15 ppm/°C F ± 25 ppm/°C G ± 50 ppm/°C H ± 100 ppm/°C	1J - 06.03 2A - 08.05* 2B - 12.06 2E - 12.10	100 ohms (100 ohms) 1 K ohm (1000 ohms) 100 K ohm (100,000 ohms)	B ± 0.1%* C ± 0.25% D ± 0.5% F ± 1.0%	TG - Cut tape lengths (2A only) TDF - 1000 (Paper) (2A Only) TDG - 2000 (Paper) TE - 4000 (Plastic) TD - 5000 (Plastic)

* Preferred - Stocked Item

M Meggitt Electronic Components Ltd. Ohmic House, Westmead Industrial Estate, Swindon, Wilts. SN5 7US
Telephone:(01793)487301(Admin.) (01793)611666 (Sales) EMail:sales@megelec.co.uk Fax:(01793) 611777

This publication is issued to provide outline information only and (unless specifically agreed to the contrary by the Company in writing) is not to form part of any order or be regarded as a representation relating to the products or service concerned. We reserve the right to alter without notice the specification, design, price or conditions of supply of any product or service. Whilst Meggitt Electronic Components products are of the very highest quality and reliability, all electronic components can occasionally be subject to failure. Where failure of a Meggitt Electronic Components product could result in life threatening consequences, then the circuit and application must be discussed