查询PTS635-S-H-39供应商 捷多邦，专业PCB打样工厂，24小时加急出货

PTS635 Series
3,5 mm Tact Switches



Features/Benefits
- *Compact size 6 x 3.5 mm*
- *Variety of switch heights*
- *Choice of actuation force*

Typical Applications
- *Consumer products*
- *Instrumentation*
- *Computer products*
- *Industrial*

Specification
FUNCTION: Momentary action
CONTACT ARRANGEMENT: SPST, N.O.
TERMINALS: PC pins

Mechanical
ACTUATION FORCE: PTS635L models: 130 grams.
PTS635H models: 200 grams.
LIFE EXPECTANCY: 20,000 operations.

Electrical
CONTACT RATING: 50 mA @ 12 V DC.
DIELECTRIC STRENGTH: 250 V AC min.
CONTACT RESISTANCE: 100 mΩ max. initial.
INSULATION RESISTANCE: 10^{11}Ω min.

Environmental
OPERATING TEMPERATURE: -40˚C to 60˚C

Process
SOLDERING: Preheating to 100˚C for 45 sec. max. Keep flux flush with top surface of PCB; do not apply to component side of PCB and area where terminals are located. Soldering to 255˚C for 5 sec. max. Clean by brushing on solder surface. Do not clean switch with solvents.

Materials
BASE: 6/6 nylon or glass filled polyester (PBT) (UL 94V-0).
ACTUATOR: 6/6 nylon or polyacetal (UL 94HB).
COVER PLATE: PTS635S and PTS635V models: Tin plated stainless steel
DOME CONTACTS: Phosphor bronze, silver clad.
STATIONARY CONTACTS: Brass, silver plated.
TERMINALS: Brass, silver plated. Insert molded.

Packaging
Bulk packaging.

NOTE: Specifications listed above are for switches with standard options.
For information on specific and custom switches, consult Customer Service Center.

How To Order

Our easy build-a-switch concept allows you to mix and match options to create the switch you need. To order, select desired option from each category and place it in the appropriate box.

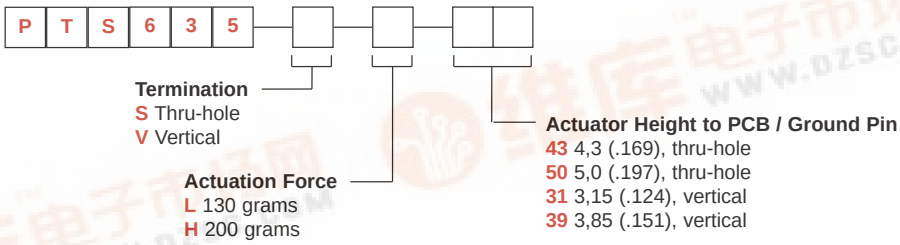

找PDF 维库一下 pdf.dzsc.com

PTS635 Series
3,5 mm Tact Switches

SERIES

PTS635

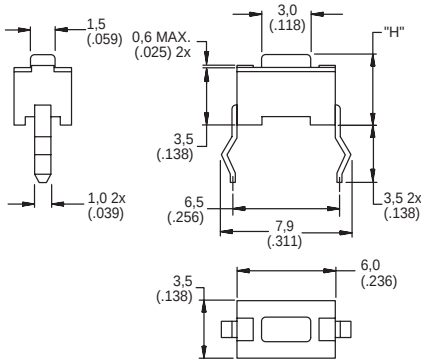

PTS635S Model

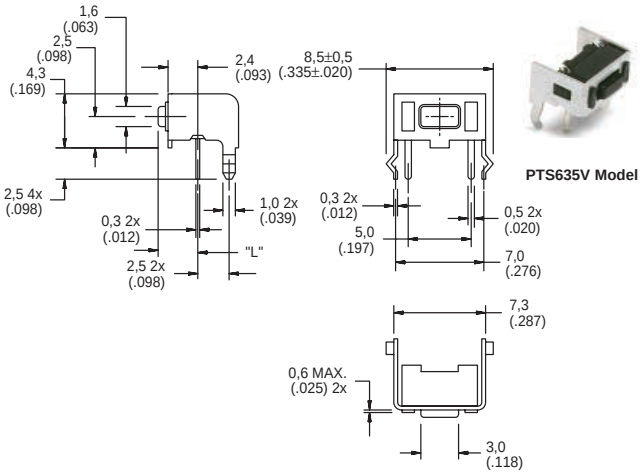

PTS635V Model

TERMINATION

S THRU-HOLE

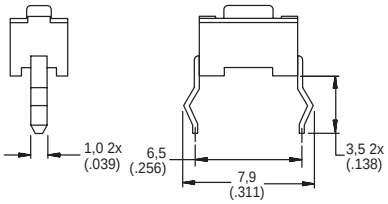

PCB LAYOUT

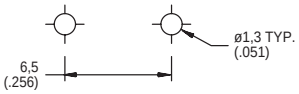

V VERTICAL

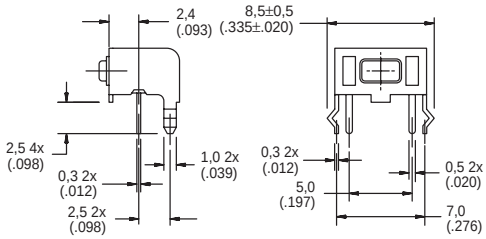

PCB LAYOUT

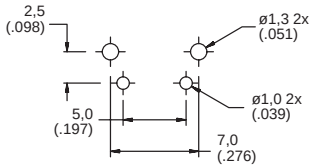

ACTUATION FORCE

OPTION CODE	FORCE
L	130 grams
H	200 grams

ACTUATOR HEIGHT

OPTION CODE	HEIGHT "H" or LENGTH "L"	TERMINATION	SCHEMATIC
43	4,3 (.169)	Thru-hole	1 ○—/—○ 2
50	5,0 (.197)	Thru-hole	
31	3,15 (.124)	Vertical	1 ○—/—○ 2 3 ○—○ 4
39	3,85 (.151)	Vertical	

Dimensions are shown: mm (inch)
Dimensions subject to change