



BYM11-50 thru BYM11-1000, RGL41A thru RGL41M

Vishay General Semiconductor

Surface Mount Glass Passivated Junction Fast Switching Rectifier

SUPERRECTIFIER®



DO-213AB

*Glass-plastic encapsulation is covered by Patent No. 3,996,602, brazed-lead assembly to Patent No. 3,930,306

FEATURES

- Superectifier structure for high reliability condition
- Patented glass-plastic encapsulation technique
- Ideal for automated placement
- Fast switching for high efficiency
- Low leakage current
- High forward surge capability
- Meets environmental standard MIL-S-19500
- Meets MSL level 1, per J-STD-020, LF maximum peak of 250 °C
- Solder dip 260 °C, 40 s
- Component in accordance to RoHS 2002/95/EC and WEEE 2002/96/EC



RoHS COMPLIANT

TYPICAL APPLICATIONS

For use in fast switching rectification of power supply, inverters, converters, and freewheeling diodes for consumer, automotive and telecommunication.

MECHANICAL DATA

Case: DO-213AB, molded epoxy over glass body
Epoxy meets UL 94V-0 flammability rating


Terminals: Matte tin plated leads, solderable per J-STD-002 and JESD22-B102

E3 suffix for consumer grade, meets JESD 201 class 1A whisker test, HE3 suffix for high reliability grade (AEC Q101 qualified), meets JESD 201 class 2 whisker test

Polarity: Two bands indicate cathode end - 1st band denotes device type and 2nd band denotes repetitive peak reverse voltage rating

PRIMARY CHARACTERISTICS	
$I_{F(AV)}$	1.0 A
V_{RRM}	50 V to 1000 V
I_{FSM}	30 A
t_{rr}	150 ns, 250 ns, 500 ns
V_F	1.3 V
T_J max.	175 °C

MAXIMUM RATINGS ($T_A = 25\text{ °C}$ unless otherwise noted)									
PARAMETER	SYMBOL	BYM 11-50	BYM 11-100	BYM 11-200	BYM 11-400	BYM 11-600	BYM 11-800	BYM 11-1000	UNIT
		RGL41A	RGL41B	RGL41D	RGL41G	RGL41J	RGL41K	RGL41M	
FAST SWITCHING TIME DEVICE: 1ST BAND IS RED									
Polarity color bands (2nd band)		Gray	Red	Orange	Yellow	Green	Blue	Violet	
Maximum repetitive peak reverse voltage	V_{RRM}	50	100	200	400	600	800	1000	V
Maximum RMS voltage	V_{RMS}	35	70	140	280	420	560	700	V
Maximum DC blocking voltage	V_{DC}	50	100	200	400	600	800	1000	V
Maximum average forward rectified current at $T_T = 55\text{ °C}$	$I_{F(AV)}$	1.0							A
Peak forward surge current 8.3 ms single half sine-wave superimposed on rated load	I_{FSM}	30							A
Maximum full load reverse current, full cycle average at $T_A = 55\text{ °C}$	$I_{R(AV)}$	50							μ A
Operating junction and storage temperature range	T_J, T_{STG}	- 65 to + 175							°C



BYM11-50 thru BYM11-1000, RGL41A thru RGL41M



Vishay General Semiconductor

ELECTRICAL CHARACTERISTICS (T _A = 25 °C unless otherwise noted)											
PARAMETER	TEST CONDITIONS		SYMBOL	BYM 11-50	BYM 11-100	BYM 11-200	BYM 11-400	BYM 11-600	BYM 11-800	BYM 11-1000	UNIT
Maximum instantaneous forward voltage	1.0 A		V _F	1.3						V	
Maximum DC reverse current at rated DC blocking voltage		T _A = 25 °C T _A = 125 °C	I _R	5.0 50						μA	
Maximum reverse recovery time	I _F = 0.5 A, I _R = 1.0 A, I _{rr} = 0.25 A		t _{rr}	150			250	500		ns	
Typical junction capacitance	4.0 V, 1 MHz		C _J	15						pF	

THERMAL CHARACTERISTICS (T _A = 25 °C unless otherwise noted)									
PARAMETER	SYMBOL	BYM 11-50	BYM 11-100	BYM 11-200	BYM 11-400	BYM 11-600	BYM 11-800	BYM 11-1000	UNIT
Maximum thermal resistance	R _{θJA} R _{θJT}	75 ⁽¹⁾ 30 ⁽²⁾						°C/W	

Notes:

- (1) Thermal resistance from junction to ambient, 0.24 x 0.24" (6.0 x 6.0 mm) copper pads to each terminal
- (2) Thermal resistance from junction to terminal, 0.24 x 0.24" (6.0 x 6.0 mm) copper pads to each terminal

ORDERING INFORMATION (Example)				
PREFERRED P/N	UNIT WEIGHT (g)	REFERRED PACKAGE CODE	BASE QUANTITY	DELIVERY MODE
RGL41J-E3/96	0.114	96	1500	7" diameter plastic tape and reel
RGL41J-E3/97	0.114	97	5000	13" diameter plastic tape and reel
BYM11-600-E3/96	0.114	96	1500	7" diameter plastic tape and reel
BYM11-600-E3/97	0.114	97	5000	13" diameter plastic tape and reel
RGL41JHE3/96 ⁽¹⁾	0.114	96	1500	7" diameter plastic tape and reel
RGL41JHE3/97 ⁽¹⁾	0.114	97	5000	13" diameter plastic tape and reel
BYM11-600HE3/96 ⁽¹⁾	0.114	96	1500	7" diameter plastic tape and reel
BYM11-600HE3/97 ⁽¹⁾	0.114	97	5000	13" diameter plastic tape and reel

Note:

- (1) Automotive grade AEC Q101 qualified



BYM11-50 thru BYM11-1000, RGL41A thru RGL41M

Vishay General Semiconductor

RATINGS AND CHARACTERISTICS CURVES

($T_A = 25\text{ }^\circ\text{C}$ unless otherwise noted)

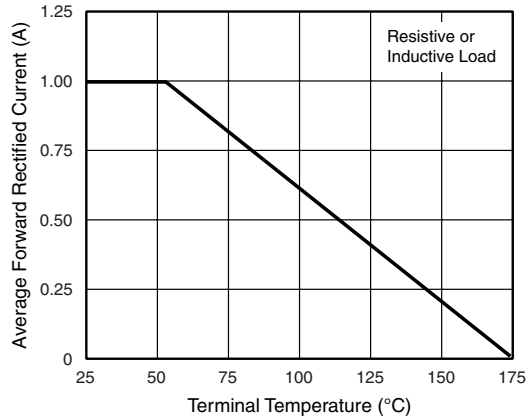


Figure 1. Forward Current Derating Curve

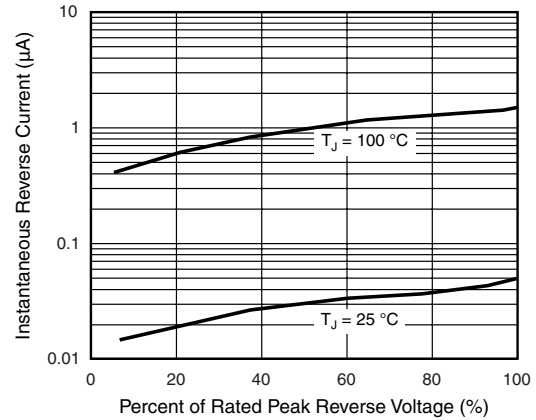


Figure 4. Typical Reverse Characteristics

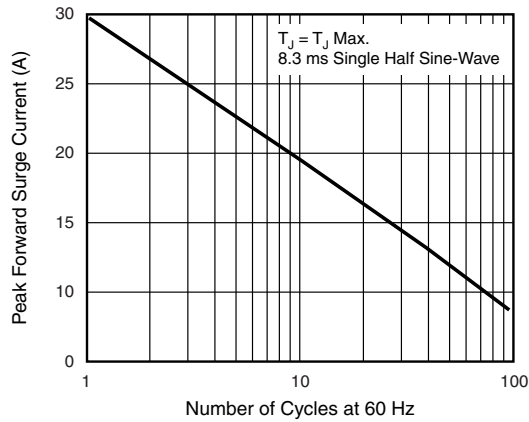


Figure 2. Maximum Non-Repetitive Peak Forward Surge Current

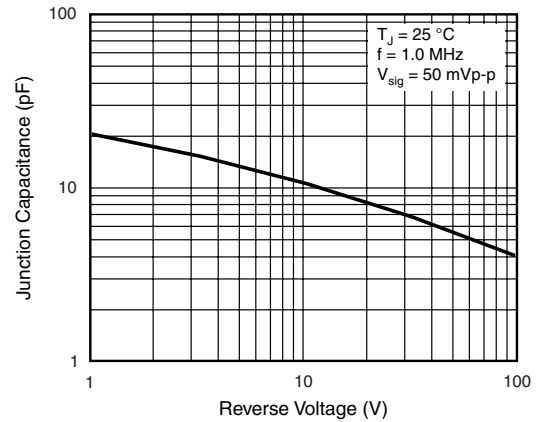


Figure 5. Typical Junction Capacitance

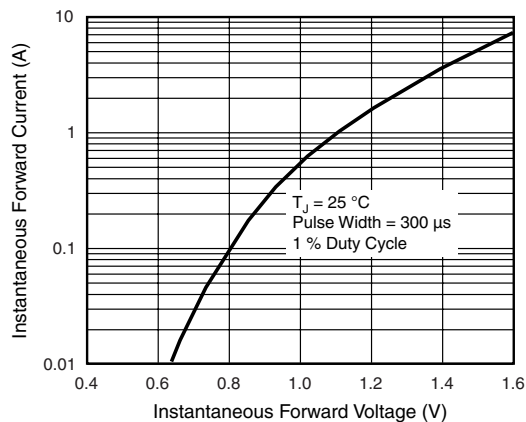


Figure 3. Typical Instantaneous Forward Characteristics

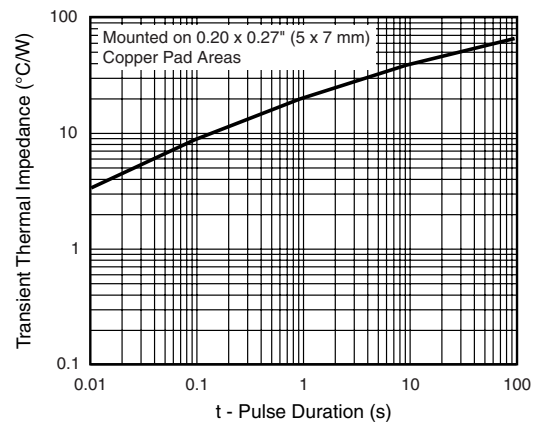


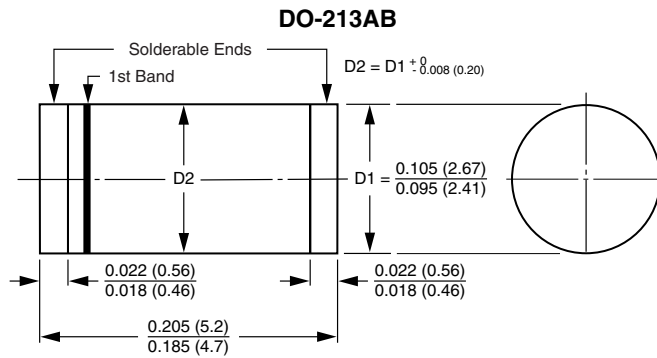
Figure 6. Typical Transient Thermal Impedance

BYM11-50 thru BYM11-1000, RGL41A thru RGL41M

Vishay General Semiconductor

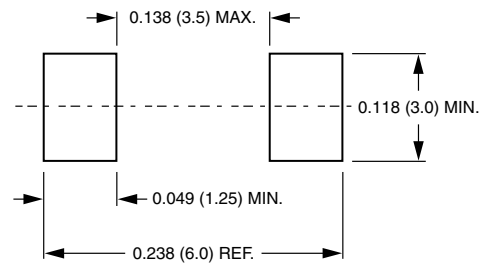


PACKAGE OUTLINE DIMENSIONS in inches (millimeters)



1st band denotes type and positive end (cathode)

Mounting Pad Layout





Notice

Specifications of the products displayed herein are subject to change without notice. Vishay Intertechnology, Inc., or anyone on its behalf, assumes no responsibility or liability for any errors or inaccuracies.

Information contained herein is intended to provide a product description only. No license, express or implied, by estoppel or otherwise, to any intellectual property rights is granted by this document. Except as provided in Vishay's terms and conditions of sale for such products, Vishay assumes no liability whatsoever, and disclaims any express or implied warranty, relating to sale and/or use of Vishay products including liability or warranties relating to fitness for a particular purpose, merchantability, or infringement of any patent, copyright, or other intellectual property right.

The products shown herein are not designed for use in medical, life-saving, or life-sustaining applications. Customers using or selling these products for use in such applications do so at their own risk and agree to fully indemnify Vishay for any damages resulting from such improper use or sale.