DWG NO. CMT908-H3

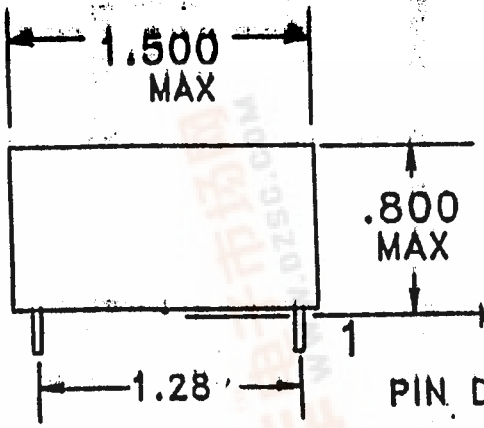

MOUNTING SURFACE

PIN DIA. .032"

PIN LENGHT .092" MIN TO .187" MAX

.120 MIN SPACING BETWEEN WINDINGS

SCHEMATIC

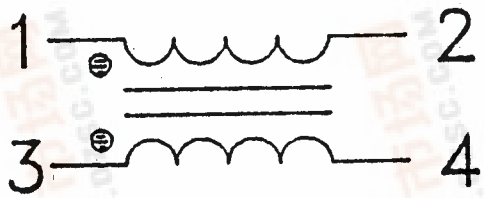

DC RESISTANCE IN OHMS	1 TO 2 .120 MAX
	3 TO 4 .120 MAX
POLARITY MUST BE CORRECT	
APPLY = .1V @ 10 KHz	
INDUCTANCE = 1 TO 2 8.00 mHYS MIN	
IND 1-2 ≅ 3-4 WITHIN .16 mHY	
LEAKAGE INDUCTANCE = 90.0 uHYS	
-450 uHY 1-3 WITH 2 & 4 SHORTED	
HIPOT = 2850 V FOR 1 SEC MIN WDG TO WDG	
CONTINUITY =	
IMPREGNATION NOTES =	
PINS TO BE FREE OF DEBRIS TO MTG SURFACE MIN	

STANDOFFS 4 PLCS .015 MIN.

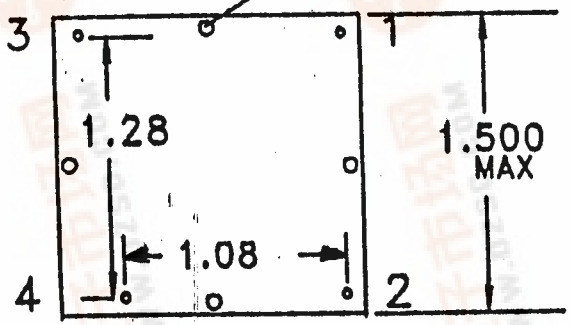

BOTTOM VIEW

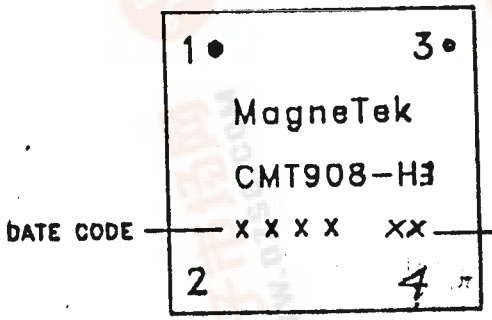

TWO DIGIT VENDOR IDENTIFICATION CODE TO BE ASSIGNED AFTER VENDOR APPROVAL.

MARKING TOP VIEW OF COMPONENT

REV	CHANGE		DATE
A	RELEASED	K.A.C.	4-23-92
B	ECN G7589	HA	5-17-97
C	ECN G8247	HA	10-9-97

UNLESS OTHERWISE SPECIFIED DIMENSIONS ARE IN INCHES:
TOLERANCES:
x/x = ± 1/64 .xx = ± .01
.xxx = ± .005 ∠ = ± 0° 30'

THIS DRAWING CONTAINS INFORMATION PROPRIETARY TO MAGNETEK. ANY REPRODUCTION, DISCLOSURE OR USE OF THIS DRAWING IS EXPRESSLY PROHIBITED EXCEPT AS MAGNETEK MAY OTHERWISE AGREE IN WRITING. DO NOT SCALE DRAWING.

MATERIAL

FINISH

MagneTek

DWN BY

CHK BY

APVD BY K Chao

SCALE

DATE 4-22-92

TITLE COMMON MODE FILTER INDUCTOR

SIZE A

DRAWING NO. CMT908-H3

捷多邦，专业PCB打样工厂，24小时加急出货
全国CMT908-H3供应商