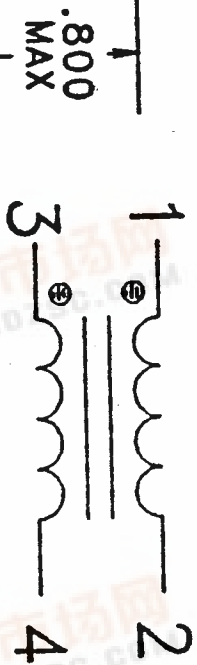
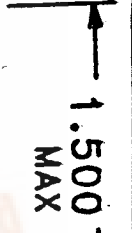
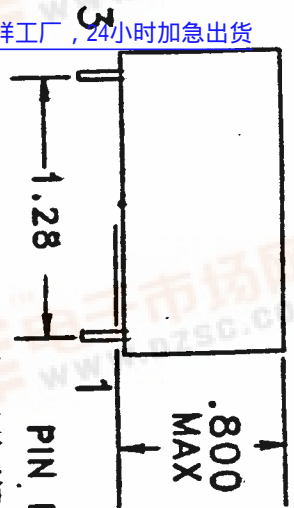


VG NO. CMT908-H4



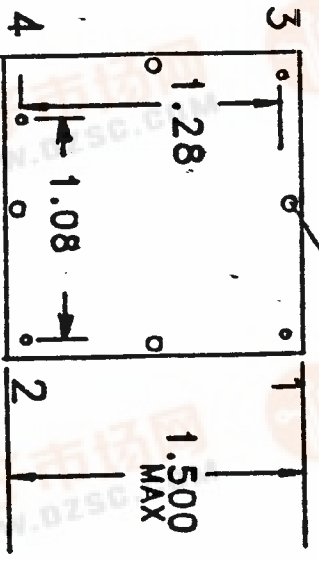
SCHEMATIC



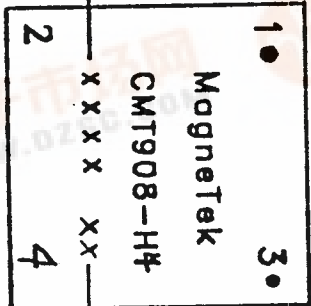
.120 MIN SPACING BETWEEN WINDINGS

捷多邦, 专业PCB打样工厂, 24小时加急出货

STANDOFFS 4 PLCS .015 MIN.



BOTTOM VIEW



MARKING TOP VIEW
OF COMPONENT

DC RESISTANCE IN OHMS	1702, 160 MAX
	3704, 160 MAX
POLARITY MUST BE CORRECT	
APPLY = .1V @ 10 KHZ	
INDUCTANCE = 1702, 16.0 MHYS MIN	
IND 1-2 & 3-4 WITHIN .32mHY.	
LEAKAGE INDUCTANCE = 180.0 UHYS	
QDD UHY 1-3 WITH 2&4 SHORTED	
HIPOT = 2850 V FOR 1 SEC MIN	
WDG TO WDG	
CONTINUITY =	
IMPREGNATION NOTES =	
PINS TO BE FREE OF DEBRIS TO MTG SURFACE MIN	

TWO DIGIT VENDOR IDENTIFICATION CODE TO BE ASSIGNED AFTER VENDOR APPROVAL.

CHANGE	DATE	UNLESS OTHERWISE SPECIFIED DIMENSIONS ARE IN INCHES: TOLERANCES: .X/XX = ± 1/64 .XXX = ± .008 .XX = ± .01 .X = ± .030	MATERIAL	TITLE	SIZE	DRAWING NO.
RELEASED	4-23-92		FINISH	COMMON MODE	A	CMT908
ECN 6759D	5/17/97			FILTER INDUCTOR		
ECN 678248	10/9/97					
DWN BY: <i>[Signature]</i>		SCALE		MAGNETEK		
CHK BY: <i>[Signature]</i>		DATE		MAGNETEK		
APVD BY: <i>[Signature]</i>		4-22-92		MAGNETEK		

