


18 Watts APE12

Total Power: 18 Watts
Input Voltages: 4.5 to 5.5V
No. of Outputs: Single



Electrical Specs

Input

Input range 4.5 to 5.5 VDC
 Efficiency 84% typical

Output

Voltage tolerance $\pm 1\%$ Max
 Overall regulation $\pm 2\%$ max
 Noise/ripple 2% (mV P-P) Max
 Transient response 50mV, 300 μ S Max (50% step load change)

Temperature Regulation $\pm 0.03\%$ Vo/ $^{\circ}$ C

Switching frequency 290kHz

Isolation

Non-Isolated

Special Features

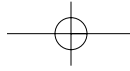
- 18 Watts Non Isolated
- Trim Function
- Remote Sense
- 1.0" x 2.0" x 0.475 Open Frame
- Output Overcurrent Protection

Environmental

Operating Temperature (No Derating):
 0 $^{\circ}$ C to +85 $^{\circ}$ C Ambient (Derated)

Storage temperature: -40 $^{\circ}$ C to +125 $^{\circ}$ C

MTBF: 1.8 Million Hours (Belcore TR332)



AMERICAS

5810 Van Allen Way
 Carlsbad, CA 92008
 Telephone: 760-930-4600
 Facsimile: 760-930-0698

EUROPE

Astec House, Waterfront Business Park
 Merry Hill, Dudley
 West Midlands, DY5 1LX, UK
 Telephone: 44 (1384) 842-211
 Facsimile: 44 (1384) 843-355

ASIA

Units 2111-2116, Level 21
 Tower 1, Metroplaza
 223, Hing Fong Road
 Fwai Fong, New Territories
 Hong Kong
 Telephone: 852-2437-9662
 Facsimile: 852-2402-4426



APE12

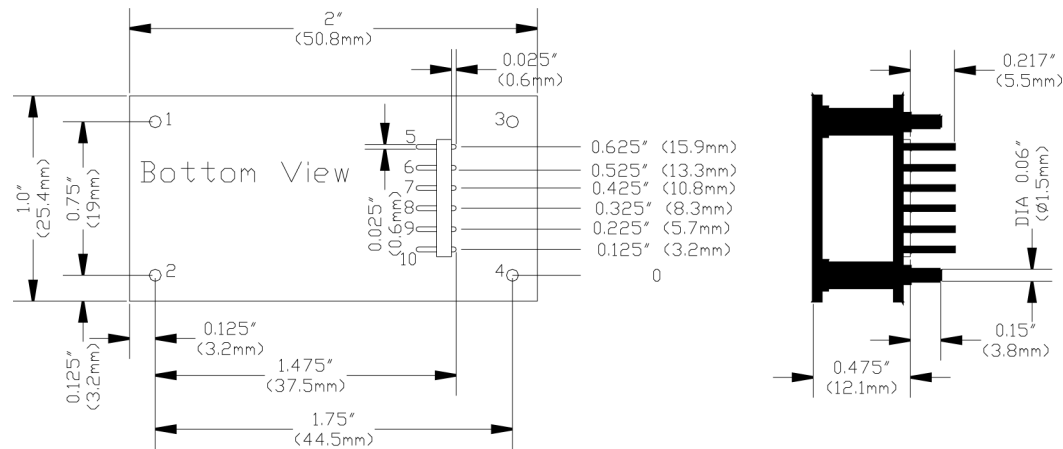
Ordering Information

Input Voltage	Output Voltage	Efficiency	Model Number
4.5-5.5 V	1.5V @ 12.0 A	84%	APE12M05

Pin Assignments

Single Output

1. -Vin
2. +Vin
3. -Vout
4. +Vout
5. -Vsense
6. Gnd
7. No connection
8. No connection
9. Trim
10. +Vsense



Notes:

1. An external 4.7 uf ceramic capacitor and 1200uF electrolytic capacitor recommended to be placed from +Vin to -Vin and also from +V out to Gnd.
2. All specifications are typical at nominal line, full load, and 25°C unless otherwise noted.
3. All specifications subject to change without notice.
4. Mechanical drawings are for reference only.