

Kingbright

2.0x1.25mm SMD CHIP LED LAMP

Part Number: APTK2012SURC

HYPER RED

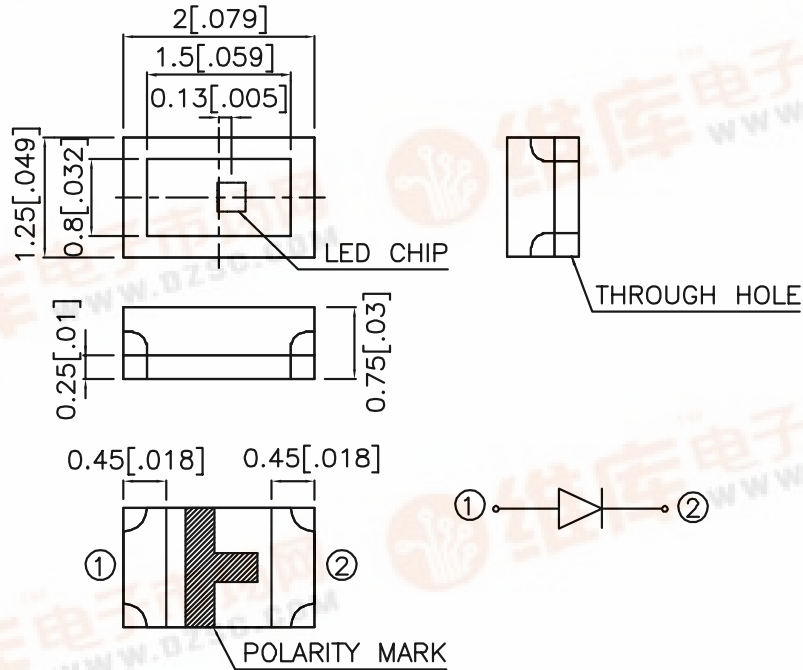
Features

- 2.0mmx1.25mm SMT LED, 0.75mm THICKNESS.
- LOW POWER CONSUMPTION.
- WIDE VIEWING ANGLE.
- IDEAL FOR BACK LIGHT AND INDICATOR.
- VARIOUS COLORS AND LENS TYPES AVAILABLE.
- PACKAGE : 2000PCS / REEL.
- MOISTURE SENSITIVITY LEVEL : LEVEL 4.
- RoHS COMPLIANT.

Description

The Hyper Red source color devices are made with DH InGaAlP on GaAs substrate Light Emitting Diode.

Package Dimensions



Notes:

1. All dimensions are in millimeters (inches).
2. Tolerance is ± 0.1 (0.004") unless otherwise noted.
3. Specifications are subject to change without notice.



Selection Guide

Part No.	Dice	Lens Type	Iv (mcd) [2] @ 20mA		Viewing Angle [1]
			Min.	Typ.	2θ1/2
APTK2012SURC	HYPERS RED (InGaAlP)	WATER CLEAR	110	250	100°

Notes:

- θ1/2 is the angle from optical centerline where the luminous intensity is 1/2 the optical centerline value.
- Luminous Intensity / Luminous Flux: +/-15%.

Electrical / Optical Characteristics at TA=25°C

Symbol	Parameter	Device	Typ.	Max.	Units	Test Conditions
λpeak	Peak Wavelength	Hyper Red	640		nm	IF=20mA
λD [1]	Dominant Wavelength	Hyper Red	628		nm	IF=20mA
Δλ1/2	Spectral Line Half-width	Hyper Red	27		nm	IF=20mA
C	Capacitance	Hyper Red	45		pF	VF=0V;f=1MHz
VF [2]	Forward Voltage	Hyper Red	1.9	2.5	V	IF=20mA
IR	Reverse Current	Hyper Red		10	uA	VR = 5V

Notes:

- Wavelength: +/-1nm.
- Forward Voltage: +/-0.1V.

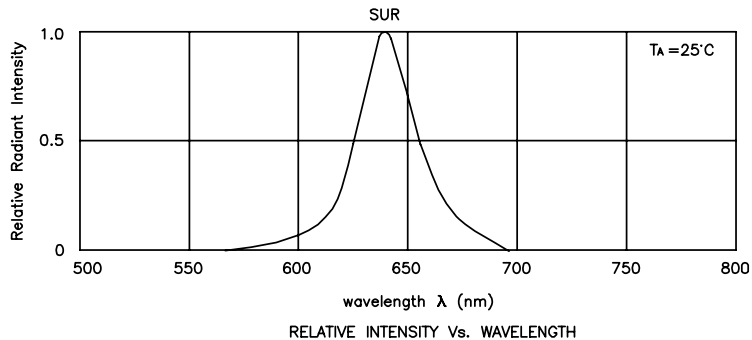
Absolute Maximum Ratings at TA=25°C

Parameter	Hyper Red	Units
Power dissipation	170	mW
DC Forward Current	30	mA
Peak Forward Current [1]	185	mA
Reverse Voltage	5	V
Operating/Storage Temperature	-40°C To +85°C	

Note:

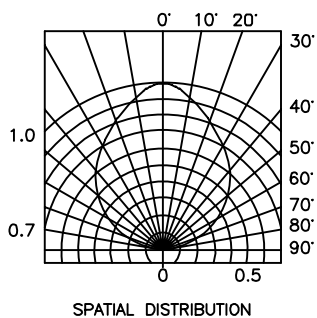
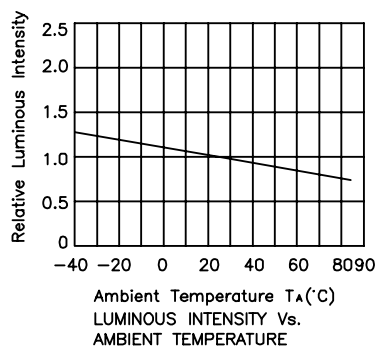
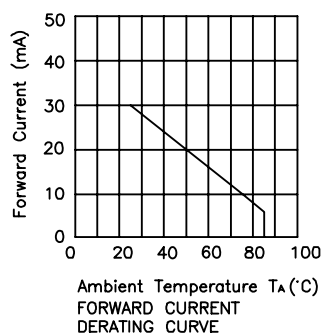
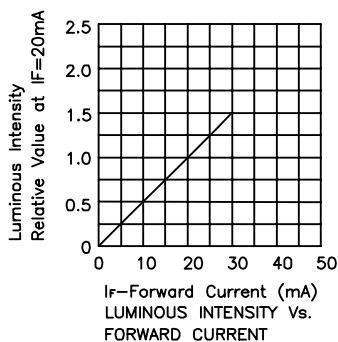
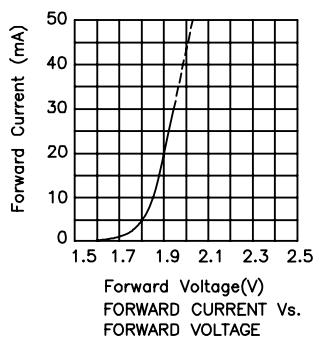
- 1/10 Duty Cycle, 0.1ms Pulse Width.

Kingbright



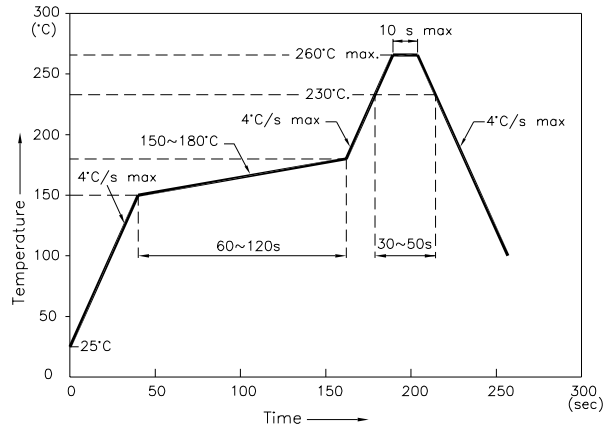
Hyper Red

APTK2012SURC



APTK2012SURC

Reflow Soldering Profile For Lead-free SMT Process.

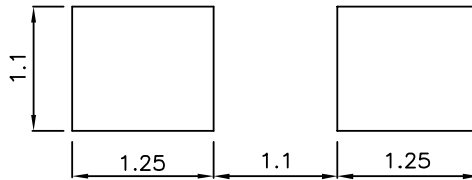


NOTES:

1. We recommend the reflow temperature $245^{\circ}\text{C} (+/-5^{\circ}\text{C})$. The maximum soldering temperature should be limited to 260°C .
2. Don't cause stress to the epoxy resin while it is exposed to high temperature.
3. Number of reflow process shall be 2 times or less.

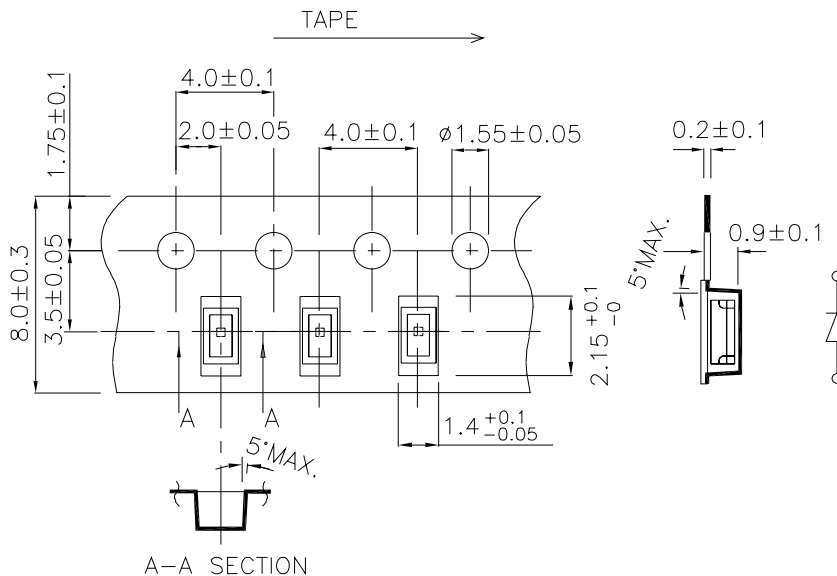
Recommended Soldering Pattern

(Units : mm; Tolerance: ± 0.1)



Tape Specifications

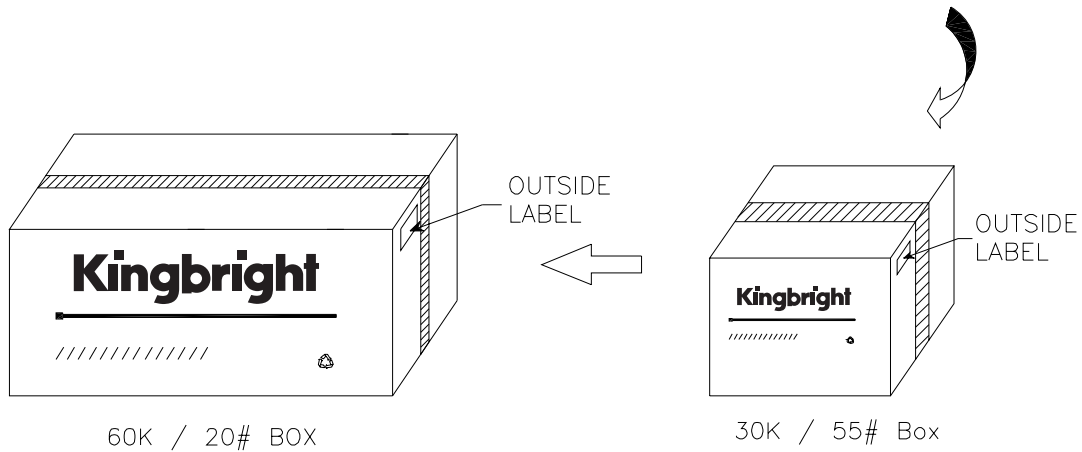
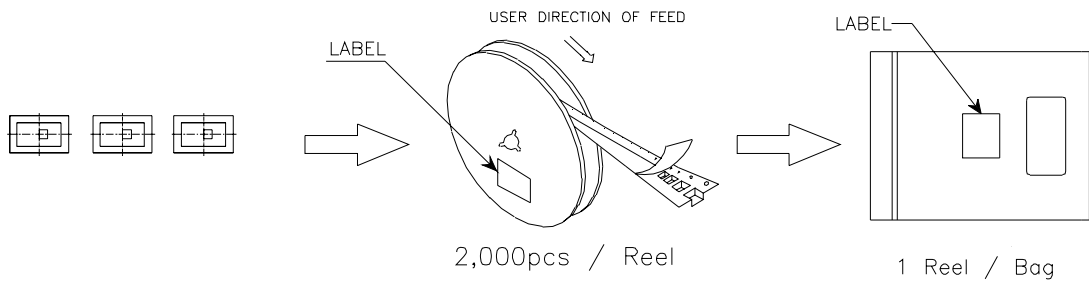
(Units : mm)




Kingbright

PACKING & LABEL SPECIFICATIONS

APTK2012SURC



Kingbright	
P/NO: APTK2012xxx	
QTY: 2,000 pcs	Q.C. Q C xx xx. xxxx PASSED
S/N: XXXX	Date
CODE: XXX	
LOT NO:	
	
RoHS Compliant	