


AZ943S

15 AMP MINIATURE PC BOARD RELAY SMT

FEATURES

- High performance
- Low seated height
- Flux tight version
- Class B insulation (130°C) standard
- UL, CUR file E43203



CONTACTS

Arrangement	SPDT (1 Form C)
Ratings	Form C Max. switched power: 210 W or 2770 VA Max. switched current: 15 A AC, 7 A DC Max. switched voltage: 30 VDC or 300 VAC
UL/CUR Ratings	1 Form C 10 A at 277 VAC, general use, 100,000 cycles 1/2 HP at 125 VAC N.O. 125 VA at 120 VAC Pilot Duty, 100k cycles (N.O.)
Material	Silver tin oxide
Resistance	< 100 milliohms initially (24 V, 1 A method)

COIL

Power At Pickup Voltage Max Continuous Dissipation	203 mW 1.8 W at 20°C (68°F)
Temperature Rise	32°C (58°F) at nominal coil voltage
Temperature	Max. 130°C (266°F)

NOTES

1. All values at 20°C (68°F).
2. Relay may pull in with less than "Must Operate" value.
3. Unsealed relays should not be dip cleaned.
4. Specifications subject to change without notice.

GENERAL DATA

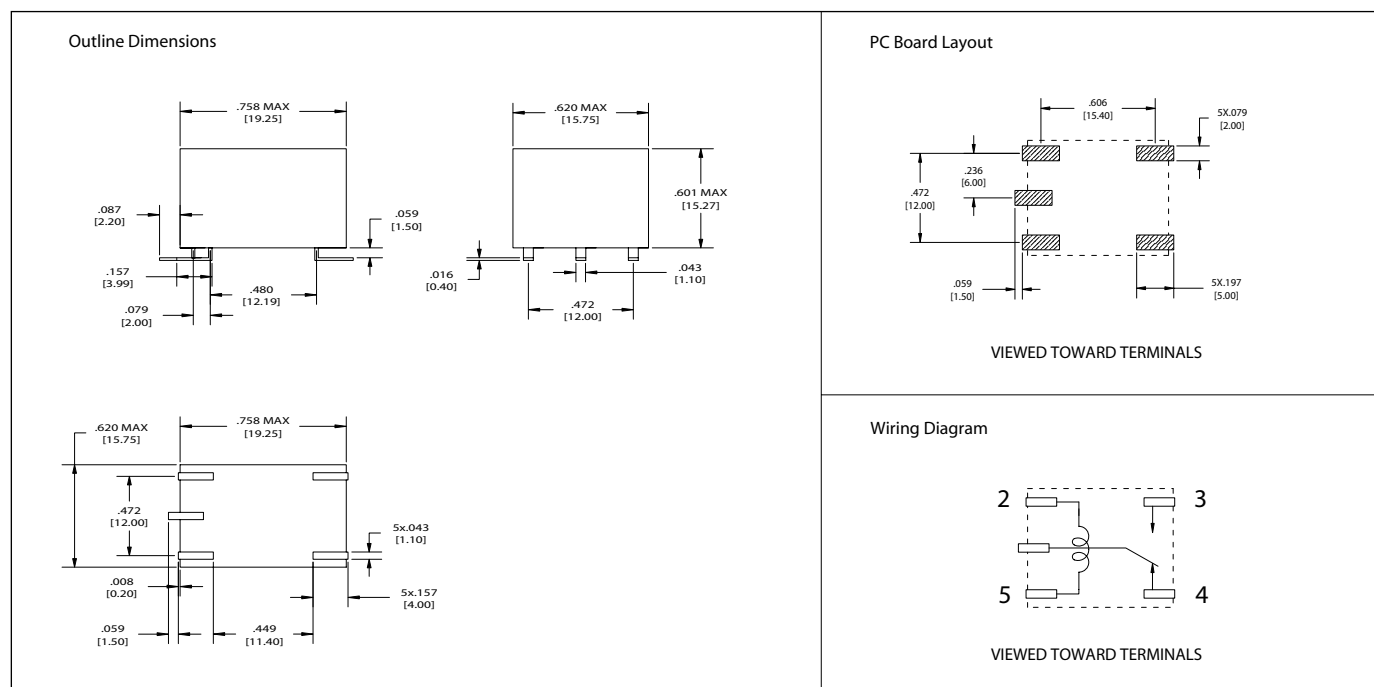
Life Expectancy Mechanical Electrical	1 x 10 ⁶ 1 x 10 ⁵ at 10A 277 VAC Res.
Operate Time	10 ms max.
Release Time	5 ms max. (with no coil suppression)
Dielectric Strength (at sea level for 1 min.)	1500 Vrms contact to coil 1000 Vrms across contacts
Insulation Resistance	100 megohms min. at 500 VDC, 50% RH
Dropout	Greater than 10% of nominal coil voltage
Ambient Temperature Operating Storage	At nominal coil voltage -40°C(-40°F) to 70°C(158°F) -40°C(-40°F) to 105°C(221°F)
Vibration	0.062" (1.5 mm) DA at 10–55 Hz
Shock	10 g
Enclosure	P.B.T. polyester
Terminals	Tinned copper alloy, P.C.
Max. Solder Temp.	270°C (518°F)
Max. Solder Time	5 seconds
Max. Solvent Temp.	80°C (176°F)
Max. Immersion Time	30 seconds
Weight	10 g

AZ943S

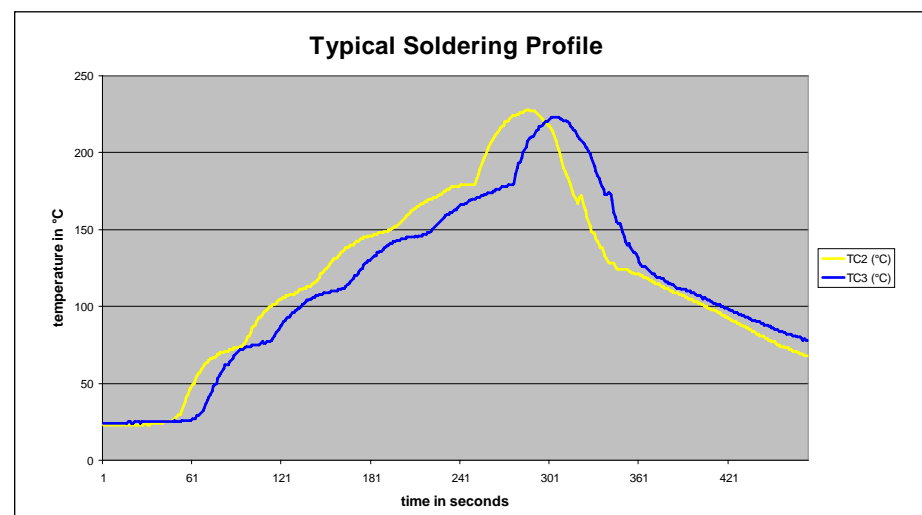
RELAY ORDERING DATA

STANDARD RELAYS				
COIL SPECIFICATIONS				ORDER NUMBER
Nominal Coil VDC	Must Operate VDC	Max. Continuous VDC	Coil Resistance Ohm $\pm 10\%$	
5	3.8	11.2	70	AZ943S-1CH-5D
6	4.5	13.4	100	AZ94S3-1CH-6D
9	6.8	20.1	225	AZ943S-1CH-9D
12	9.0	26.8	400	AZ943S-1CH-12D
18	13.5	40.2	900	AZ943S-1CH-18D
24	18.0	53.4	1,600	AZ943S-1CH-24D
48	36.0	107.3	6,400	AZ943S-1CH-48D

MECHANICAL DATA



Dimensions in inches with metric equivalents in parentheses. Tolerance: $\pm .010$ "



NOTES

The soldering profile to the left is an example and is just to show one of various profiles AZ943S has been tested with.

In order to make sure AZ943S fits to a specific profile, we strongly recommend to test under the real environment.