


Photoelectrics Fibre Optics, Glass Types FGT, FGD

CARLO GAVAZZI



- Fibre diameter $\varnothing 1$ mm (400 x 50 μm)
- Temperature range from -25°C up to 200°C
- Bending radius 10, 20 or 30 mm
- Sheath material PVC/thermo polyolefine, metallic spiral/polyolefine or flexible INOX

Type Selection

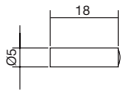
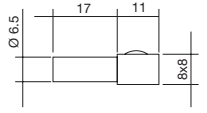
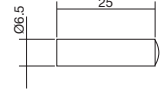
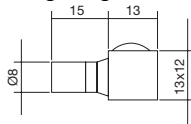
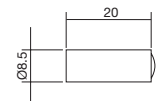
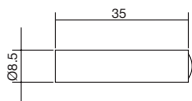
Length [cm]	Distance ¹⁾ [mm]	Dimensions [mm]	Standard glass Ordering no.	Reinforced metal Ordering no.	High temperature Ordering no.
60 100 150 200	200 200 200 200		FGT 01 SCM 060 FGT 01 SCM 100 FGT 01 SCM 150 FGT 01 SCM 200	FGT 01 MCM 060 FGT 01 MCM 100 FGT 01 MCM 150 FGT 01 MCM 200	FGT 01 TCM 060 FGT 01 TCM 100 FGT 01 TCM 150 FGT 01 TCM 200
60 100 150 200	80 80 80 80		FGD 02 SCM 060 FGD 02 SCM 100 FGD 02 SCM 150 FGD 02 SCM 200	FGD 02 MCM 060 FGD 02 MCM 100 FGD 02 MCM 150 FGD 02 MCM 200	FGD 02 TCM 060 FGD 02 TCM 100 FGD 02 TCM 150 FGD 02 TCM 200
60 100	200 200		FGT 03 SCM 060		FGT 03 TCM 100
60 100 150 200	80 80 80 80		FGD 04 SCM 060 FGD 04 SCM 100 FGD 04 SCM 150	FGD 04 MCM 060 FGD 04 MCM 100 FGD 04 MCM 150	FGD 04 TCM 060 FGD 04 TCM 100 FGD 04 TCM 200
60	200		FGT 05 SCM 060		
60 100 200	80 80 80		FGD 06 SCM 060 FGD 06 SCM 100 FGD 06 SCM 200	FGD 06 MCM 060 FGD 06 MCM 100	FGD 06 TCM 100 FGD 06 TCM 200
60 100 150 200	80 80 80 80		FGD 07 SCM 060 FGD 07 SCM 100 FGD 07 SCM 150 FGD 07 SCM 200	FGD 07 MCM 060 FGD 07 MCM 100 FGD 07 MCM 150	FGD 07 TCM 060 FGD 07 TCM 100 FGD 07 TCM 150 FGD 07 TCM 200
60 100 150 200	200 200 200 200		FGT 07 SCM 060 FGT 07 SCM 100 FGT 07 SCM 150	FGT 07 MCM 060 FGT 07 MCM 100 FGT 07 MCM 150 FGT 07 MCM 200	FGT 07 TCM 060 FGT 07 TCM 100 FGT 07 TCM 200

¹⁾ Sensing distance given for a fibre length up to 1 m.

General Specifications

Bending radius FG...SCM...: 10 mm FG...MCM...: 20 mm FG...TCM...: 30 mm	Sheath material FG...SCM...: PVD and thermo polyolefine FG...MCM...: Metallic spiral and polyolefine FG...TCM...: Flexible INOX
Temperature range FG...SCM...: -25 to +60°C (-13 to +140°F) FG...MCM...: -25 to +120°C (-13 to +248°F) FG...TCM...: -25 to +200°C (-13 to +392°F)	Fibre Diameter: Ø1 mm, 400 x 50 µm Attenuation vs. length (@ 4 m): Through beam: ≤ 20% Diffuse: ≤ 35% Attenuation vs. bending radius: r = 15 mm: ≤ 3% r = 10 mm: ≤ 15%

Accessories - Lenses for FGT 01.. Fibre Optic

AFGT 03 Sensing range: 800 mm 	AFGT 04 Sensing range: 800 mm 	AFGD 05 Focus point: 10 mm 	AFGT 06 Sensing range: 3000 mm 
AFGT 07 Sensing range: 3000 mm 	AFGD 08 Focus point: 30 mm 		

Ordering Key

FGT 01 SCS 200

Optic Fibre	_____
Fibre material	_____
G Glass	
Fibre type	_____
D Diffuse	
T Through-beam	
Sensor head 01-99	_____
Forthrunning type number	
Sheath material	_____
S Standard glass, PVC and thermo polyolefine	
M Metallic spiral and polyolefine	
T Flexible INOX	
Fibre diameter	_____
C 1.0 mm	
Core condition	_____
M Multicore	
Fibre length 001-999	_____
cm 1 cm to 9.9 m	