

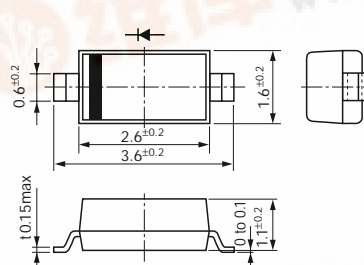
Schottky Barrier Diodes 30V

V _{RM} (V)	Package	Part Number	I _F (AV) (A)	I _{FSM} (A)	T _j (°C)	T _{stg} (°C)	V _F (V) max	I _F (A)	I _R (mA)	I _R (H) (mA)	R _{th} (j-ℓ) (°C/W)	R _{th} (j-c) (°C/W)	Mass (g)	Fig. No.	Page where characteristic curve is shown
				50Hz Half-cycle Sinewave Single Shot				V _R =V _{RM} max	V _R =V _{RM} max	T _a (°C)					
30	Surface Mount	MI1A3	1.0	12	-40 to +150	0.47	1.0	1	70	150 (Tj)	70	0.011	1	82	
		MI2A3 *	1.0	12	-40 to +125	0.39	1.0	2	110	125 (Tj)	70	0.011			
		SFPA-53	1.0	30	-40 to +125	0.36	1.0	1.5	70	100	20	0.072			
		SFPJ-53 *	1.0	30	-40 to +150	0.45	1.0	1.0	35	150	20	0.072	2		
		SFPA-63	2.0	40	-40 to +125	0.36	2.0	3.0	140	100	20	0.072			
		SFPE-63 *	2.0	40	-40 to +150	0.55	2.0	0.2	20	150 (Tj)	20	0.072			
		SFPJ-63	2.0	40	-40 to +150	0.45	2.0	2.0	70	150	20	0.072			
		SFPA-73	3.0	50	-40 to +125	0.36	3.0	4.5	210	100	20	0.072	3		
		SFPJ-73	3.0	50	-40 to +150	0.45	3.0	3.0	100	150	20	0.072			
		SPJ-G53S	5.0	100	-40 to +150	0.45	5.0	5.0	250	150	5	0.29			
Surface Mount Center-tap	SPJ-63S	6.0	50	-40 to +150	0.45	3.0	3	100	150 (Tj)	5	0.29	3			
Axial	AK 03	1.0	25	-40 to +150	0.55	1.0	1	50	100 (Tj)	22	0.13	4	85		
	EA 03	1.0	30	-40 to +125	0.36	1.0	1.5	70	100	20	0.3	5	—		
	EK 03	1.0	40	-40 to +150	0.55	1.0	5	50	100	20	0.3	6	86		
	EK 13	1.5	40	-40 to +150	0.55	2.0	5	50	100	17	0.3	7	87		
	RK 13	1.7	60	-40 to +150	0.55	2.0	5	50	100	15	0.45	8	—		
	RA 13	2.0	40	-40 to +125	0.36	2.0	3	140	100	15	0.45	9	87		
	RK 33	2.5	50	-40 to +150	0.55	2.5	5	50	100	12	0.6	8	87		
	RJ 43	3.0	50	-40 to +150	0.45	3.0	3	100	150	8	1.2	9	—		
	RK 43	3.0	80	-40 to +150	0.55	3.0	5	50	100	8	1.2	9	88		
Center-tap	FMJ-23L	10	100	-40 to +150	0.45	5.0	5	250	150 (Tj)	4	2.1	10	93		
	FMJ-2203	20	150	-40 to +150	0.47	10.0	10	350	150	4	2.1	10	—		
	FMJ-2303	30	150	-40 to +150	0.48	15.0	15	500	150	4	2.1	10	—		

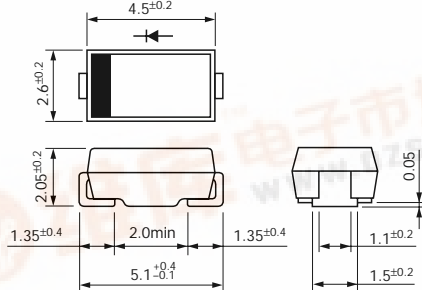
* : Under development

External Dimensions Flammability: UL94V-0 or Equivalent (Unit: mm)

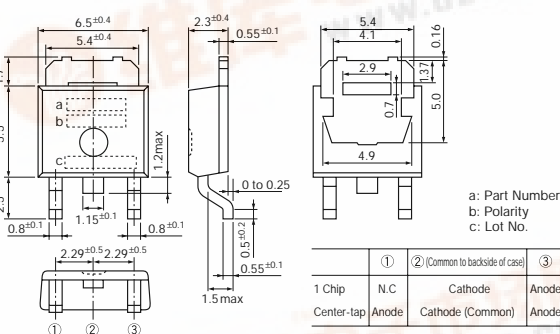
1



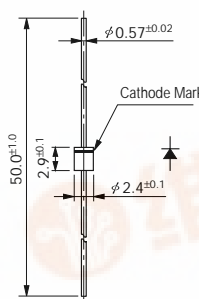
2



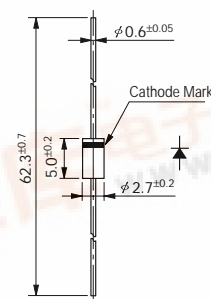
3



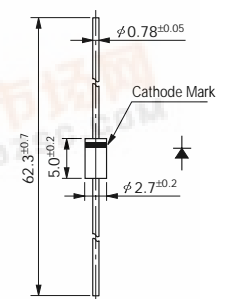
4



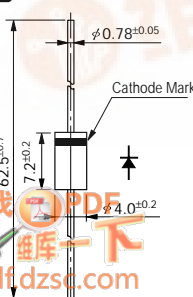
5



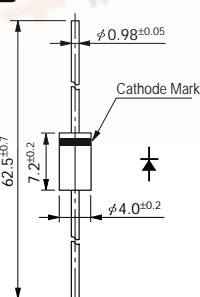
6



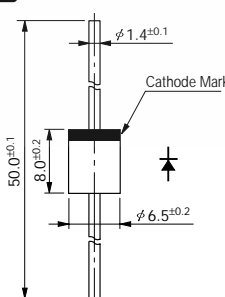
7



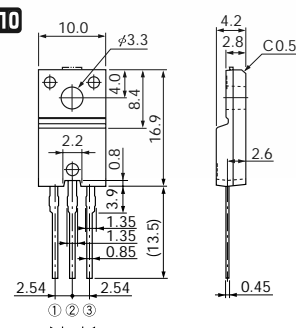
8



9

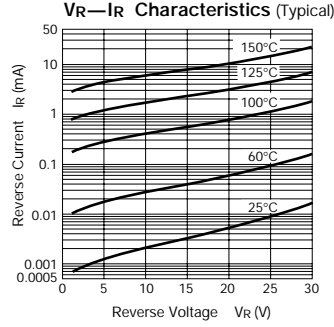
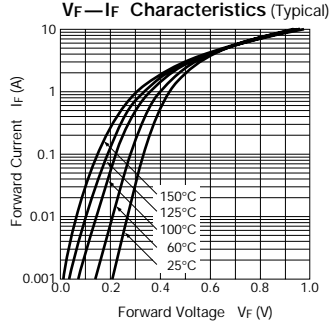
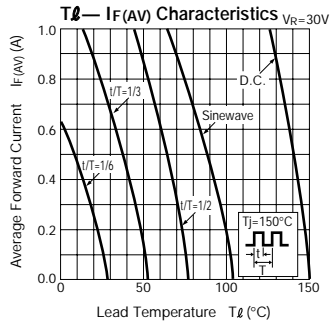


10

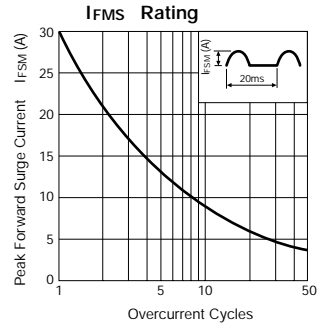
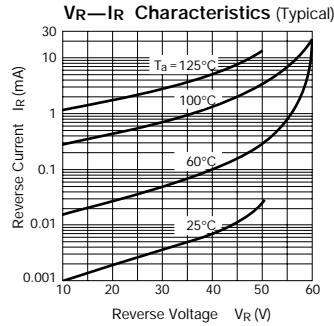
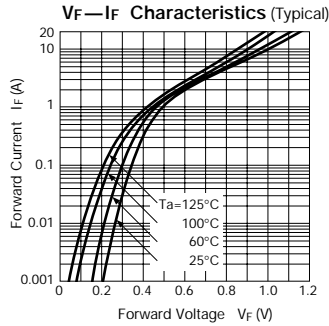
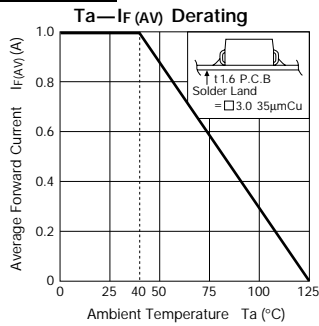


Characteristic Curves Schottky Barrier Diodes

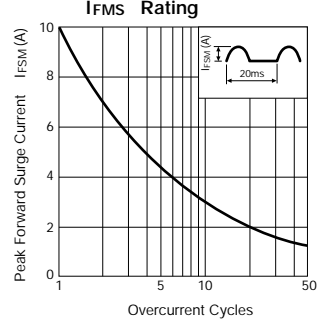
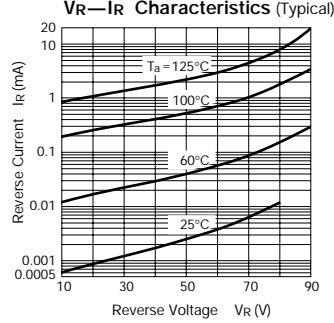
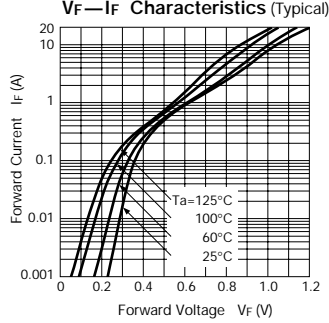
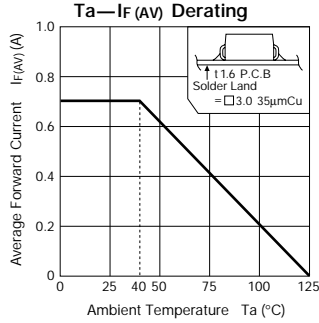
MI1A3



SFPB-54



SFPB-56



SFPB-59

