


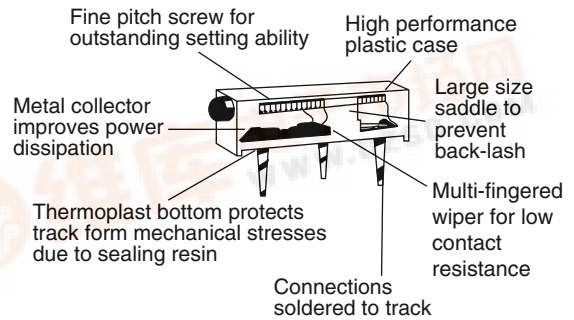


# 3/4" Rectangular Multi-Turn Cermet Trimmer

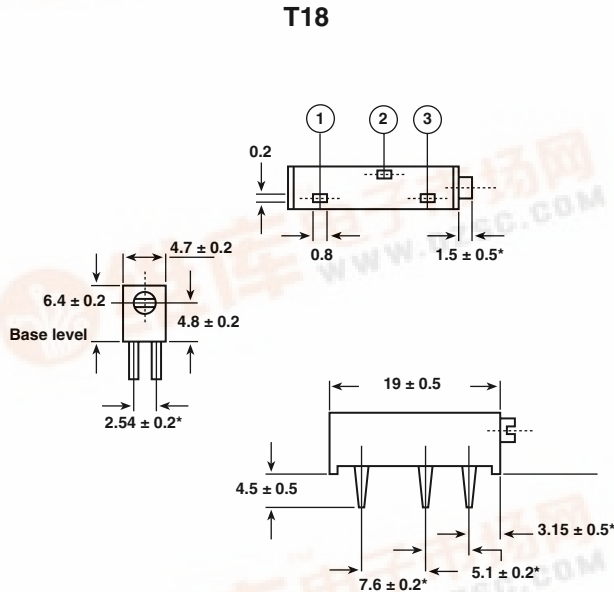


## FEATURES

- Industrial Grade
- 0.50 W at 70 °C
- MIL-R-22097
- Tests according to CECC 41 000

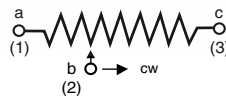


## DIMENSIONS in millimeters



\* to be measured at base level

## CIRCUIT DIAGRAM



Tolerances unless otherwise specified ± 0.5





ELECTRICAL SPECIFICATIONS		
Resistive Element		cermet
Electrical Travel		15 turns ± 1
Resistance Range		10 Ω to 2.2 MΩ
Standard series E3		1 - 2.2 - 4.7 and 1 - 2 - 5
Tolerance	Standard	± 10 %
	On Request	± 5 %
Power Rating	Linear	0.50 W at + 70 °C
	Logarithmic	not applicable
Temperature Coefficient		See Standard Resistance Element Table
Limiting Element Voltage (Linear Law)		250 V
Contact Resistance Variation		2 % Rn or 1 Ω
End Resistance (Typical)		1 Ω
Dielectric Strength (RMS)		1000 V
Insulation Resistance (500VDC)		10 <sup>6</sup> MΩ

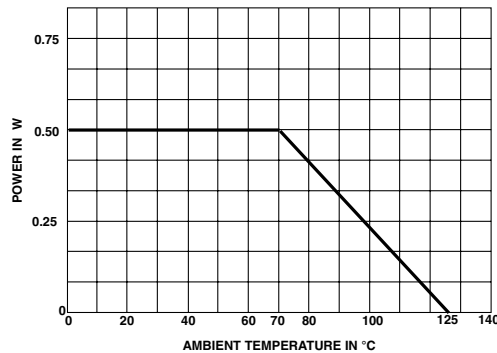
**MECHANICAL SPECIFICATIONS**

Mechanical Travel	18 turns ± 5
Operating Torque (max. Ncm)	2
End Stop Torque	clutch action
Unit Weight (max. g)	1
Wiper (actual travel)	positioned at approx. 50 %

**ENVIRONMENTAL SPECIFICATIONS**

Temperature Range	- 55 °C to + 125 °C
Climatic Category	55/125/56
Sealing	fully sealed container IP67

**POWER RATING CHART**



PERFORMANCE			
TESTS	CONDITIONS	TYPICAL VALUES AND DRIFTS	
		$\frac{\Delta RT}{RT}$ (%)	$\frac{\Delta R_{1-2}}{R_{1-2}}$ (%)
Load Life	1000 hours at rated power 90°/30° - ambient temp. 70 °C	± 1 % Contact res. variation: < 3 % Rn	± (3 % + 5 Ω)
Climatic Sequence	Phase A dry heat 125 °C Phase B damp heat Phase C cold - 55 °C Phase D damp heat 5 cycles	± 0.5 %	± 1 %
Long Term Damp Heat	56 days	± 0.5 % Dielectric strength: 1000 V RMS Insulation resistance: > 10 <sup>4</sup> MΩ	± 1 %
Rapid Temperature Change	5 cycles - 55 °C at + 125 °C	± 0.5 %	$\frac{\Delta V_{1-2}}{V_{1-3}} \leq \pm 1 \%$
Shock	50 g at 11m secs 3 successive shocks in 3 directions	± (0.2 % + 3 Ω)	± 0.3 %
Vibration	10 - 55 Hz 0.75 mm or 10 g during 6 hours	± 0.2 %	$\frac{\Delta V_{1-2}}{V_{1-3}} \leq \pm 0.3 \%$
Rotational Life	200 cycles	± (2 % + 3 Ω) Contact res. variation: < 2 % Rn	



STANDARD RESISTANCE ELEMENT DATA				
STANDARD RESISTANCE VALUES	LINEAR LAW			TYPICAL TCR - 55 °C + 125 °C
	MAX. POWER AT 70 °C	MAX. WORKING VOLTAGE	MAX. WIPE CUR.	
Ω	W	V	mA	ppm/°C
10	0.5	2.24	224	± 100
22	0.5	3.32	151	
47	0.5	4.85	103	
100	0.5	7.07	71	
220	0.5	10.5	48	
470	0.5	15.3	33	
1K	0.5	22.4	22	
2K2	0.5	33.2	15	
4K7	0.5	48.5	10	
10K	0.5	70.7	7.1	
22K	0.5	105	4.8	
47K	0.5	153	3.3	
100K	0.5	224	2.2	
220K	0.28	250	1.1	
470K	0.13	250	0.5	
1M	0.06	250	0.3	

**MARKING**

- Printed :
- VISHAY trademark
  - model
  - style
  - ohmic value (in Ω, kΩ, MΩ)
  - manufacturing date
  - marking of terminal 3

PACKAGING
- In tube of 25 pieces, code "TU25"

ORDERING INFORMATION				
T18 SERIES	10 kΩ OHMIC VALUE	± 10 % TOLERANCE	TU25 PACKAGING TU25: Tube	e3 LEAD FINISH e3: pure Sn

SAP PART NUMBERING GUIDELINES												
T	1	8	1	0	3	K	T	1	0			
MODEL			OHMIC VALUE			TOL	PACKAGING CODE			SPECIAL (IF APPLICABLE)		
See the end of this data book for conversion tables												



### Disclaimer

All product specifications and data are subject to change without notice.

Vishay Intertechnology, Inc., its affiliates, agents, and employees, and all persons acting on its or their behalf (collectively, "Vishay"), disclaim any and all liability for any errors, inaccuracies or incompleteness contained herein or in any other disclosure relating to any product.

Vishay disclaims any and all liability arising out of the use or application of any product described herein or of any information provided herein to the maximum extent permitted by law. The product specifications do not expand or otherwise modify Vishay's terms and conditions of purchase, including but not limited to the warranty expressed therein, which apply to these products.

No license, express or implied, by estoppel or otherwise, to any intellectual property rights is granted by this document or by any conduct of Vishay.

The products shown herein are not designed for use in medical, life-saving, or life-sustaining applications unless otherwise expressly indicated. Customers using or selling Vishay products not expressly indicated for use in such applications do so entirely at their own risk and agree to fully indemnify Vishay for any damages arising or resulting from such use or sale. Please contact authorized Vishay personnel to obtain written terms and conditions regarding products designed for such applications.

Product names and markings noted herein may be trademarks of their respective owners.