查询UFT40020供应商 捷多邦，专业PCB打样工厂，24小时加急出货

Ultra Fast Recovery Module

UFT40010 — UFT40020

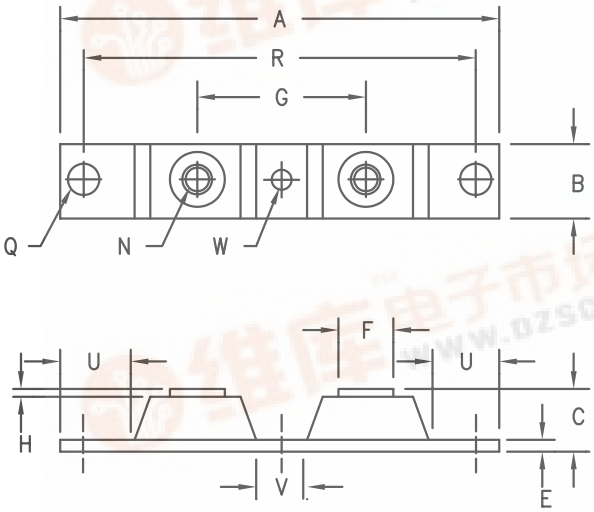

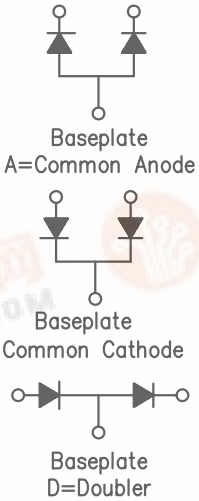

Notes:
Baseplate: Nickel plated copper

Dim.	Inches Min.	Inches Max.	Millimeters Min.	Millimeters Max.	Notes
A	---	3.630	---	92.20	
B	0.700	0.800	17.78	20.32	
C	---	0.630	---	16.00	
E	0.120	0.130	3.05	3.30	
F	0.490	0.510	12.45	12.95	
G	1.375 BSC		34.92 BSC		
H	0.010	---	0.25	---	
N	---	---	---	---	1/4-20
Q	0.275	0.290	6.99	7.37	Dia.
R	3.150 BSC		80.01 BSC		
U	0.600	---	15.24	---	
V	0.312	0.340	7.92	8.64	
W	0.180	0.195	4.57	4.95	Dia.

Microsemi Catalog Number	Working Peak Reverse Voltage	Repetitive Peak Reverse Voltage
UFT40010*	100V	100V
UFT40015*	150V	150V
UFT40020*	200V	200V

*Add Suffix A for Common Anode, D for Doubler

- Ultra Fast Recovery
- 175°C Junction Temperature
- 2 X 200 Amp current rating

Electrical Characteristics

Average forward current per pkg	$I_{F(AV)}$	400 Amps	T_C = 135° C, Square wave, $R_{\theta JC}$ = 0.12°C/W
Average forward current per leg	$I_{F(AV)}$	200 Amps	T_C = 135° C, Square wave, $R_{\theta JC}$ = 0.24°C/W
Maximum surge current per leg	I_{FSM}	2600 Amps	8.3ms, half sine, T_J = 175°C
Max peak forward voltage per leg	V_{FM}	0.975 Volts	I_{FM} = 200A; T_J = 25°C*
Max peak reverse recovery time per leg	t_{rr}	100 nS	I_F = 1A, V_R = 30V di/dt = 50A/uS
Max peak reverse current per leg	I_{RM}	8 mA	V_{RRM}, T_J = 125°C*
Max peak reverse current per leg	I_{RM}	50 uA	V_{RRM}, T_J = 25°C
Typical junction capacitance per leg	C_J	1400 pF	V_R = 10V, T_J = 25°C

*Pulse test: Pulse width 300 usec, Duty cycle 2%

Thermal and Mechanical Characteristics

Storage temp range	T_{STG}	−55°C to 175°C
Operating junction temp range	T_J	−55°C to 175°C
Max thermal resistance per leg	$R_{\theta JC}$	0.24°C/W Junction to case
Max thermal resistance per pkg	$R_{\theta JC}$	0.12°C/W Junction to case
Typical thermal resistance (greased)	$R_{\theta CS}$	0.08°C/W Case to sink
Terminal Torque		35−50 inch pounds
Mounting Base Torque (outside holes)		30−40 inch pounds
Mounting Base Torque (center hole)		8−10 inch pounds
center hole must be torqued first		
Weight		2.8 ounces (75 grams) typical

COLORADO
Microsemi
800 Hoyt Street
Broomfield, CO. 80020
PH: (303) 469-2161

找PDF 维库一下 pdf.dzsc.com

UFT40010 – UFT40020

Figure 1
Typical Forward Characteristics – Per Leg

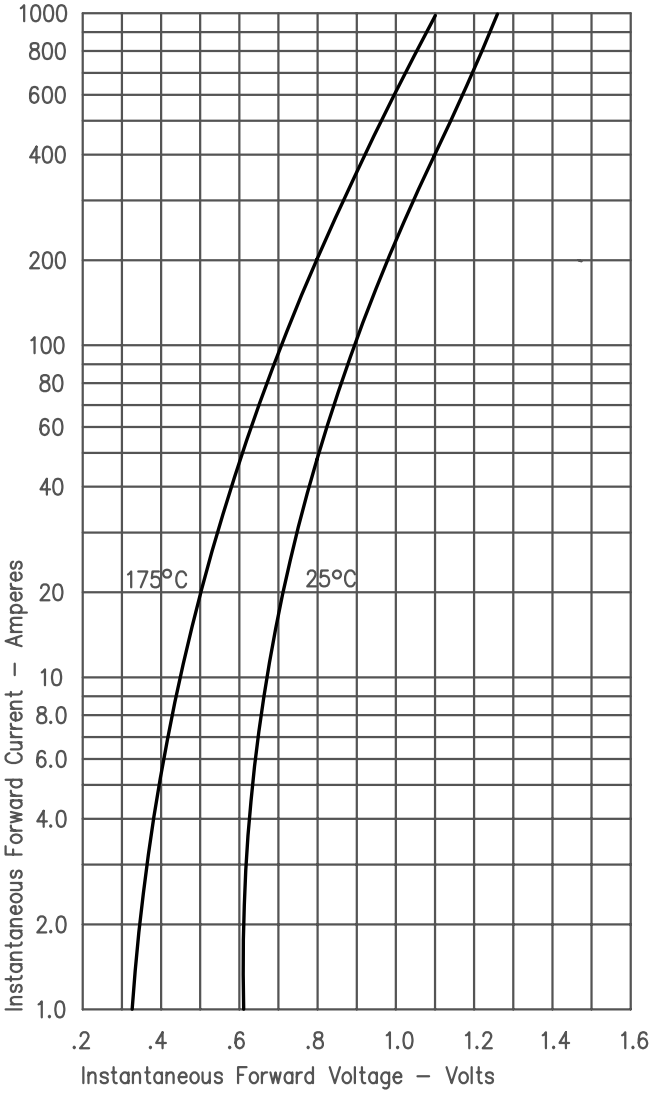

Figure 3
Typical Junction Capacitance – Per Leg

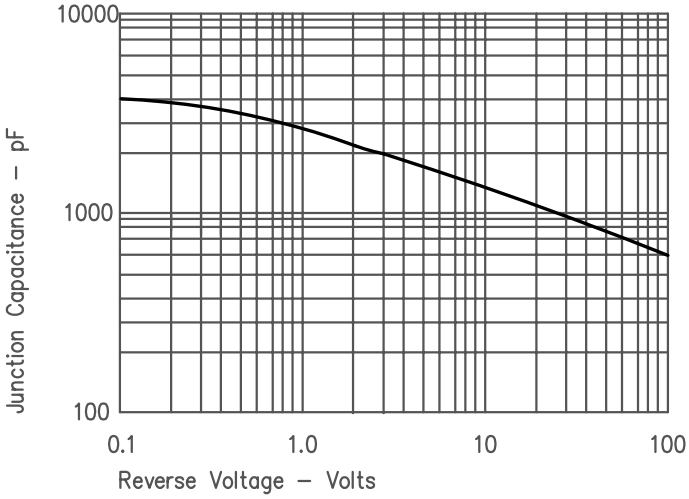

Figure 4
Forward Current Derating – Per Leg

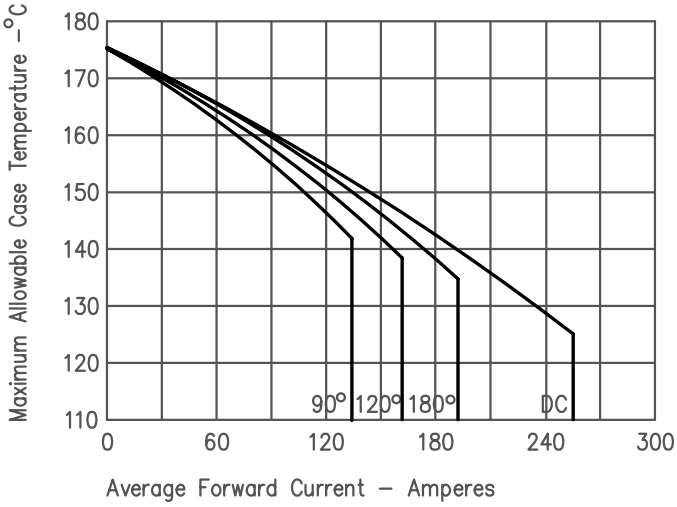

Figure 2
Typical Reverse Characteristics – Per Leg

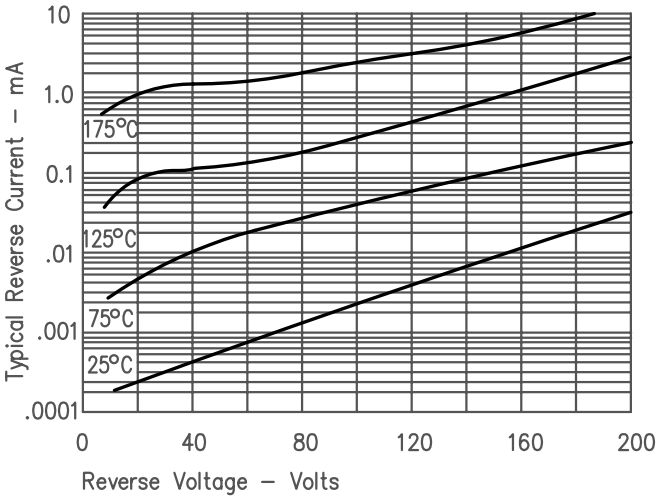
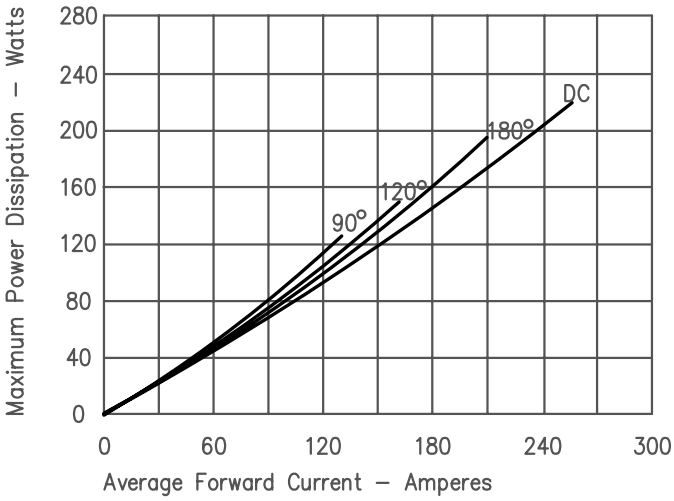
Figure 5
Maximum Forward Power Dissipation – Per Leg