

3M™ Mini D Ribbon (MDR) Connectors

.050" Boardmount Thru-Hole Right Angle Plug — Shielded

101 Series



- Wiper-on-wiper contact for reliable repetitive plugging
- Rugged die cast metal case construction
- Screw or ground lock PCB retention
- Normal and reverse "D" interface options for board to board flexibility
- IEEE 1284C Interface as a 36 contact connector
- Contacts: 20, 26, 36 and 50

Date Modified: May 30, 2003

TS-0620-07
Sheet 1 of 4

Physical

Insulation

Material: Glass Reinforced Polyester (PCT) - Body
Glass Reinforced Polyester (PBT) - Alignment Plate

Flammability: UL 94V-0

Color: Black

Contact

Material: Copper Alloy (C521)

Plating

Underplating: 80 μ " (2.54 μ m) Nickel — QQ-N-290, Class 2

Wiping Area: 30 μ " (0.76 μ m) Min Gold — MIL-G-45204, Type II, Grade C

Body

Material: Zinc Alloy

Plating: Nickel

Ground Plate

Material: Copper Alloy (C521)

Plating: Nickel

Marking: 3M Logo and Part Number

Electrical

Current Rating: 1 A

Insulation Resistance: $>5 \times 10^8 \Omega$ at 500 Vdc

Withstanding Voltage: 500 Vrms for 1 Minute

Environmental

Temperature Rating: -20°C to +85°C

UL File No.: E68080

3M is a trademark of 3M Company.

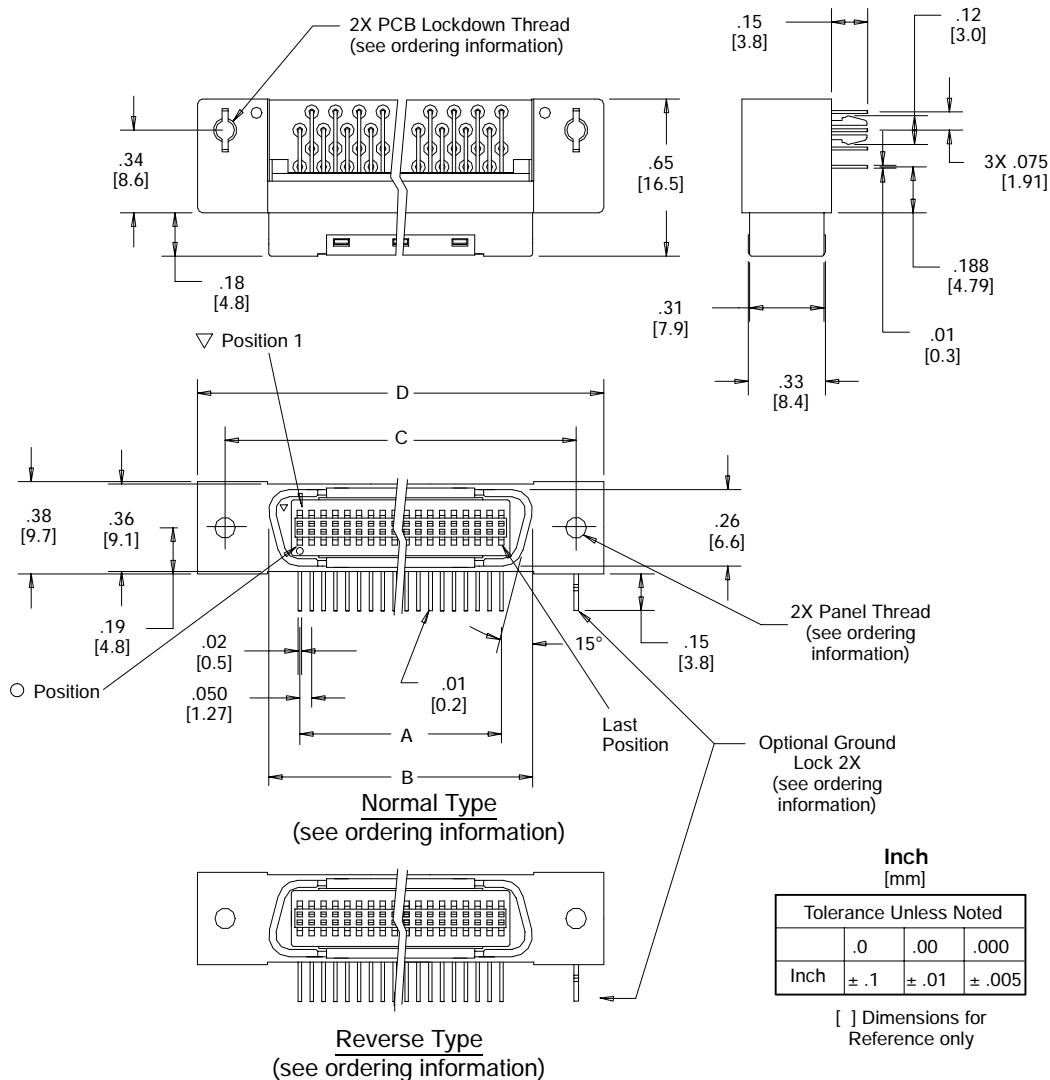
For technical, sales or ordering information, call

3M™ Mini D Ribbon (MDR) Connectors

.050" Boardmount Thru-Hole Right Angle Plug — Shielded

101Series

Contact Quantity	Dimensions			
	A	B	C	D
20	.450 [11.43]	.71 [18.1]	1.081 [27.45]	1.31 [33.3]
26	.600 [15.24]	.87 [22.0]	1.231 [31.26]	1.46 [37.2]
36	.850 [21.59]	1.11 [28.3]	1.481 [37.61]	1.71 [43.5]
50	1.200 [30.48]	1.46 [37.2]	1.831 [46.5]	2.06 [52.4]



Ordering Information

101XX-X2X2VC

Contact Quantity

Panel/Board Retention Feature
 20, 26, 36 pos:
 1 = M2.5 panel/M2.5 screw lock
 B = M2.5 panel/ground lock 50 pos:
 4 = 4-40 panel/4-40 screw lock
 E = 4-40 panel/ground lock

Mounting Feature

5 = Boardmount Right Angle Normal Type
 7 = Boardmount Right Angle Reverse Type

TS-0620-07
 Sheet 2 of 4

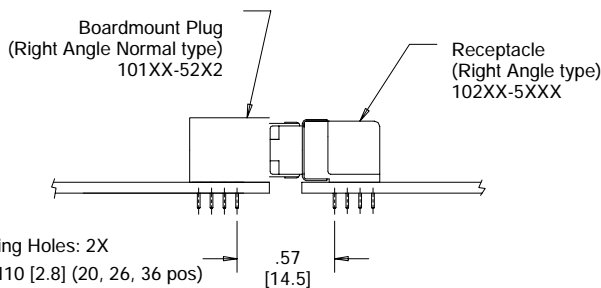
3M™ Mini D Ribbon (MDR) Connectors

.050" Boardmount Thru-Hole Right Angle Plug — Shielded

101 Series

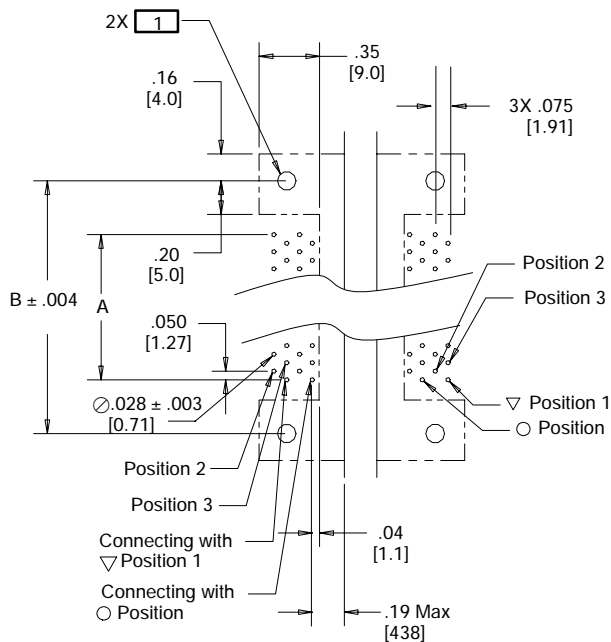
Contact Quantity	Dimensions		
	A	B	C
20	.450 [11.43]	1.081 [27.45]	.93 [23.7]
26	.600 [15.24]	1.231 [31.26]	1.08 [27.5]
36	.850 [21.59]	1.481 [37.61]	1.33 [33.9]
50	1.200 [30.48]	1.831 [46.50]	1.685 [42.80]

Recommended Board Layout (Normal Type Plug)
(Plug viewed from connector side; receptacle viewed from bottom side)

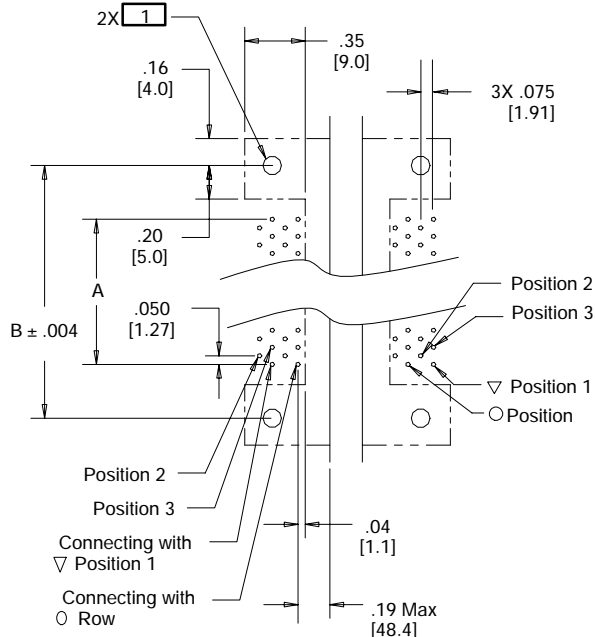


- 1** PC Boardmounting Holes: 2X
Screw Lock Ø .110 [2.8] (20, 26, 36 pos)
Ground Lock Ø .100 [2.6]
Screw Lock Ø .120 [3.0] (50 pos)

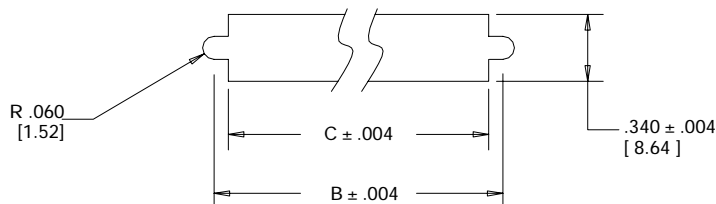
For 20 & 36 Position only



For 26 & 50 Position only



Note: Plated through holes for .062" board thickness



Recommended Panel Cut-Out

Note: Panel thickness .079 [2.00] Max.

TS-0620-07
Sheet 3 of 4

3M™ Mini D Ribbon (MDR) Connectors

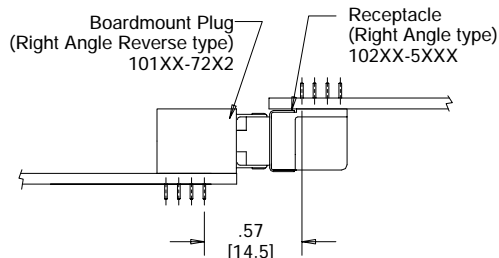
.050" Boardmount Thru-Hole Right Angle Plug — Shielded

101 Series

Contact Quantity	Dimensions	
	A	B
20	.450 [11.43]	1.081 [27.45]
26	.600 [15.24]	1.231 [31.26]
36	.850 [21.59]	1.481 [37.61]
50	1.200 [30.48]	1.831 [46.50]

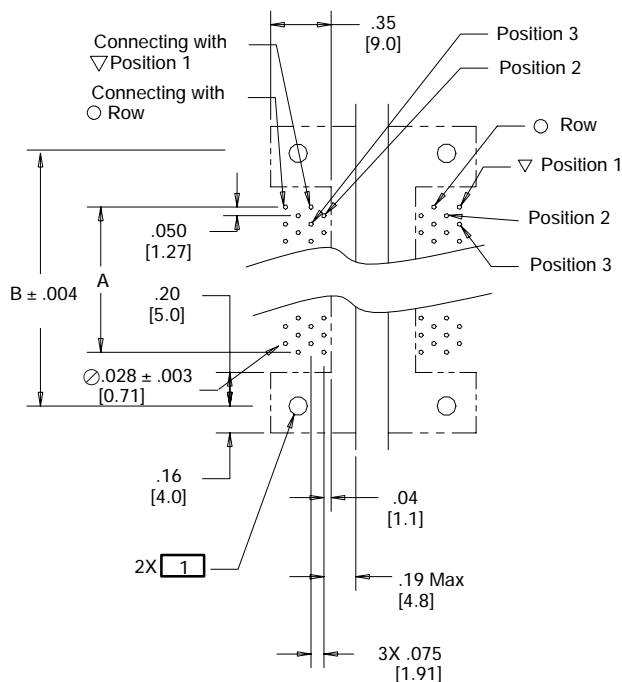
Recommended Board Layout (Reverse Plug)

(Plug viewed from Connector side Receptacle viewed from bottom side)

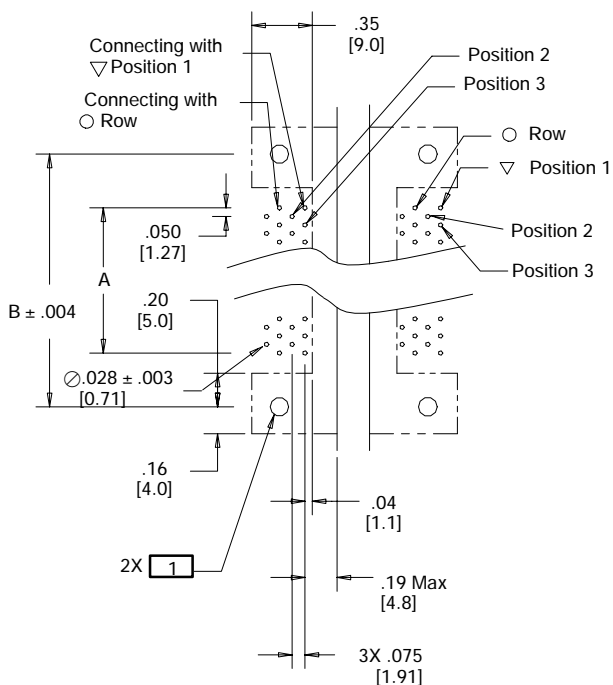


- 1** PC Boardmounting Holes: 2X
 Screw Lock \varnothing .110 [2.8] (20, 26, 36 pos)
 Ground Lock \varnothing .100 [2.6]
 Scre Lock \varnothing .120 [3.0] (50 pos)

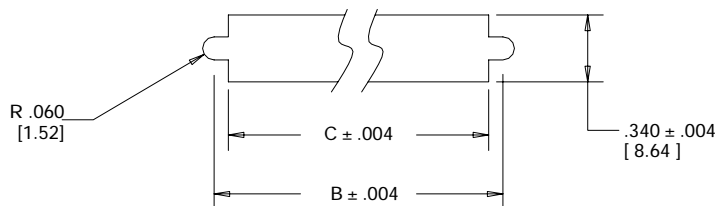
For 20 & 36 Position only



For 26 & 50 Position only



Note: Plated through holes for .062" board thickness



Recommended Panel Cut-Out

Note: Panel thickness .079 [2.00] Max.

TS-0620-07
 Sheet 4 of 4

Important Notice

All statements, technical information, and recommendations related to 3M's products are based on information believed to be reliable, but the accuracy or completeness is not guaranteed. Before using this product, you must evaluate it and determine if it is suitable for your intended application. You assume all risks and liability associated with such use. Any statements related to the product which are not contained in 3M's current publications, or any contrary statements contained on your purchase order shall have no force or effect unless expressly agreed upon, in writing, by an authorized officer of 3M.



Electronic and Interconnect Solutions Division

6801 River Place Blvd.
Austin, TX 78726-9000

Warranty; Limited Remedy; Limited Liability.

This product will be free from defects in material and manufacture for a period of 1 year from the date of purchase. **3M MAKES NO OTHER WARRANTIES INCLUDING, BUT NOT LIMITED TO, ANY IMPLIED WARRANTY OF MERCHANTABILITY OR FITNESS FOR A PARTICULAR PURPOSE.** If this product is defective within the warranty period stated above, your exclusive remedy shall be, at 3M's option, to replace or repair the 3M product or refund the purchase price of the 3M product. **Except where prohibited by law, 3M will not be liable for any loss or damage arising from this 3M product, whether direct, indirect, special, incidental or consequential regardless of the legal theory asserted.**