



Technical Data Sheet

7344-15UBGC/S400-A5

Features

- Popular T-1 3/4package.
- High efficiency.
- General purpose leads.
- Selected minimum intensities.
- Available on tape and reel.
- Pb free.
- ESD-withstand voltage: up to 4K V
- The product itself will remain within RoHS compliant version.



Descriptions

- The series is specially designed for applications requiring higher brightness.
- The LED lamps are available with different colors, intensities, epoxy colors, etc.

Applications

- Status indicators.
- Commercial use.
- Advertising Signs.
- Back lighting.

Device Selection Guide

LED Part No.	Chip		Lens Color
	Material	Emitted Color	
7344-15UBGC/S400-A5	InGaN	Super Blue Green	Water clear

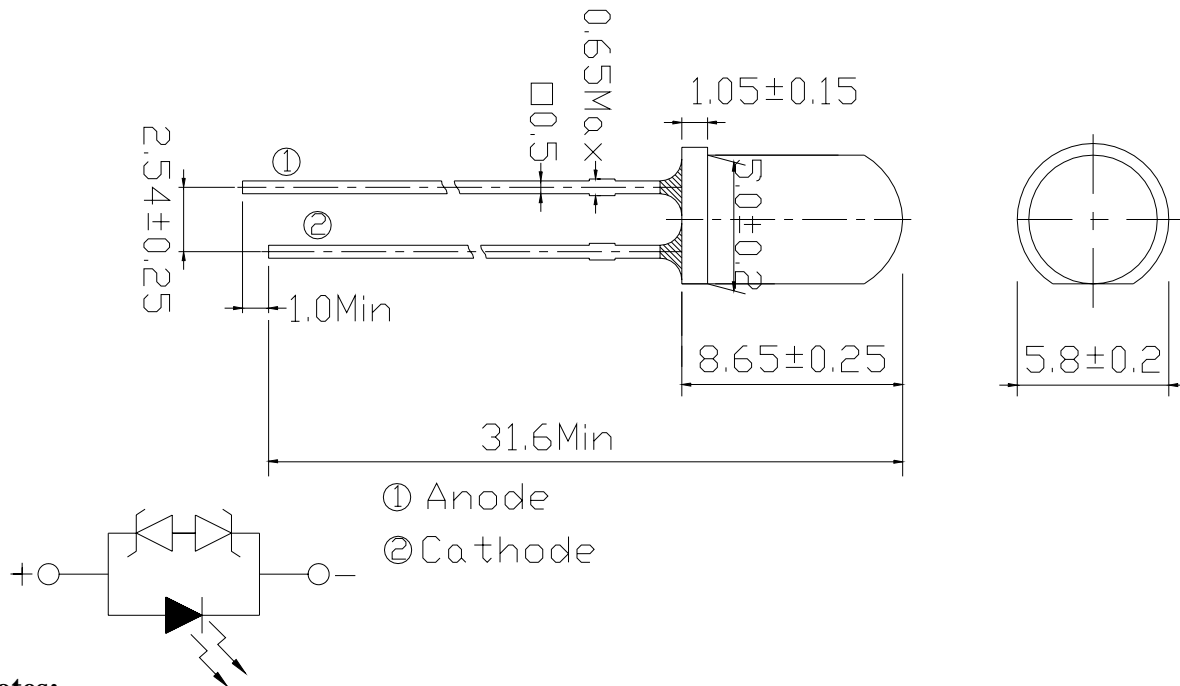




Technical Data Sheet

7344-15UBGC/S400-A5

Package Dimensions



Notes:

- Other dimensions are in millimeters, tolerance is 0.25mm except being specified.
- Protruded resin under flange is 1.5mm Max LED.
- Bare copper alloy is exposed at tie-bar portion after cutting.

Absolute Maximum Rating ($T_a=25^{\circ}\text{C}$)

Parameter	Symbol	Absolute Maximum Rating	Unit
Forward Current	I_F	25	mA
Pulse Forward Current (Duty 1/10 @ 1KHz)	I_{FP}	100	mA
Operating Temperature	T_{opr}	-40 ~ +85	$^{\circ}\text{C}$
Storage Temperature	T_{stg}	-40 ~ +100	$^{\circ}\text{C}$
Electrostatic Discharge	ESD	4K	V
Soldering Temperature	T_{sol}	260 ± 5	$^{\circ}\text{C}$
Power Dissipation	P_d	110	mW
Reverse Voltage	V_R	5	V
Zener Reverse Current	I_Z	100	mA

Notes: Soldering time ≤ 5 seconds.



Technical Data Sheet

7344-15UBGC/S400-A5

Electro-Optical Characteristics (T_a=25°C)

Parameter	Symbol	Min.	Typ.	Max.	Unit	Condition
Radiometric Intensity	I _v	2250	3600	--	mcd	I _F =20mA
Viewing Angle	2θ _{1/2}	--	30	--	deg	
Peak Wavelength	λ _p	--	502	--	nm	
Dominant Wavelength	λ _d	--	505	--		
Spectrum Half width	Δλ	--	35	--		
Forward Voltage	V _F		3.5	4.3	V	
Reverse Current	I _R	--	--	50	μA	V _R =5V
Zener Reverse Voltage	V _Z	5.8	----	----	V	I _Z =5mA

Rank Combination (I_F=20mA)

Rank	N	P	Q	R
Luminous Intensity	2250~2850	2850~3600	3600~4500	4500~5650

*Measurement Uncertainty of Luminous Intensity: ±15%

Unit:mcd

Rank	Q	R	S	T
Forward Voltage	2.7~2.9	2.9~3.1	3.1~3.3	3.3~3.5

Rank	U	V	W	X
Forward Voltage	3.5~3.7	3.7~3.9	3.9~4.1	4.1~4.3

*Measurement Uncertainty of Forward Voltage: ±0.1V

Unit:V

Rank	2	3	4	5
Dominant Wavelength	498~503	503~508	508~513	513~518

*Measurement Uncertainty of Dominant Wavelength ±1.0nm

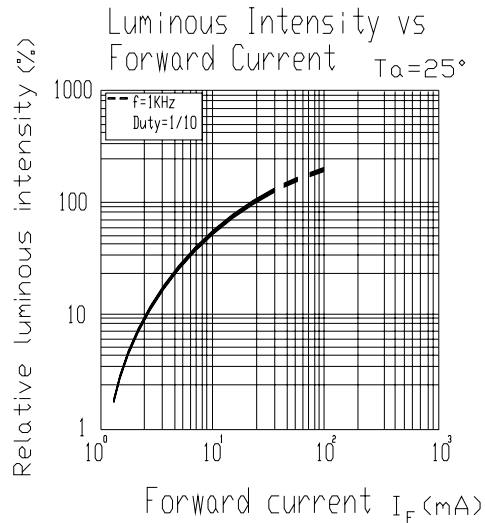
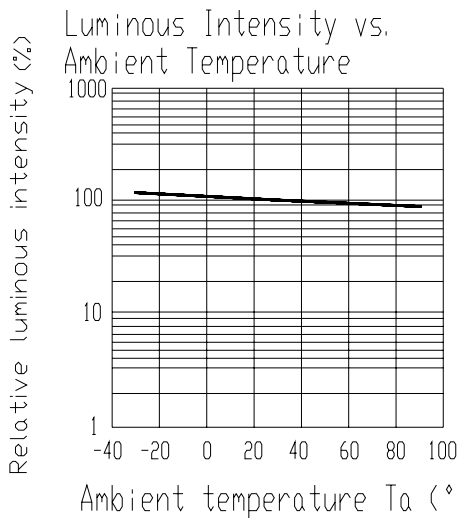
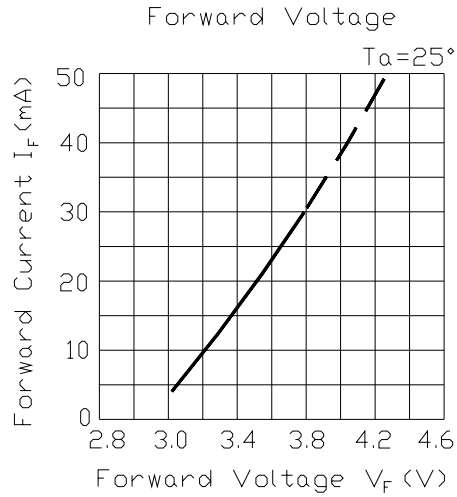
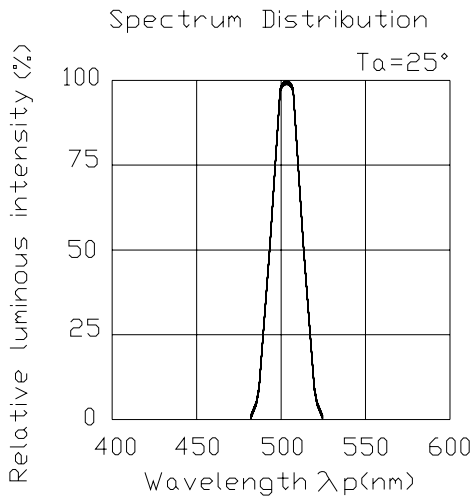
Unit:nm



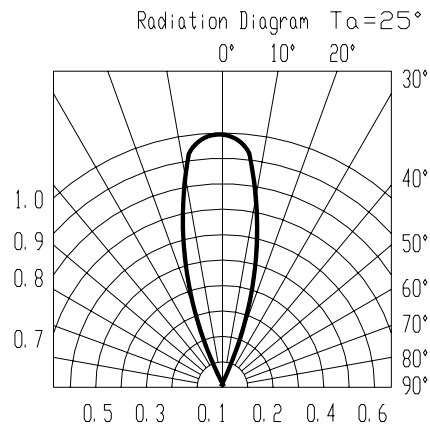
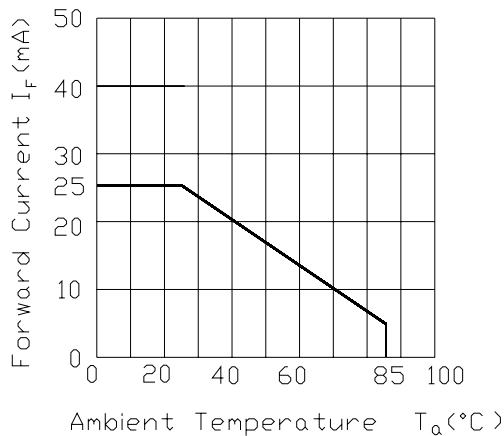
Technical Data Sheet

7344-15UBGC/S400-A5

Typical Electro-Optical Characteristics Curves



Forward Current Derating Curve





Technical Data Sheet

7344-15UBGC/S400-A5

Packing Quantity Specification

1.500PCS/1Bag , 5Bags/1Box

2.10Boxes/1Carton

Label Form Specification

EVERLIGHT	
CPN:	
P/N:	
	RoHS
7344-15UBGC/S400-A5	
QTY:	CAT:
	HUE:
LOT NO:	REF:
	
MADE IN TAIWAN	

CPN: Customer's Production Number

P/N : Production Number

QTY: Packing Quantity

CAT: Ranks of Luminous and Forward Voltage

HUE: Ranks of Dominant Wavelength

REF: Reference

LOT No: Lot Number

MADE IN TAIWAN: Production Place

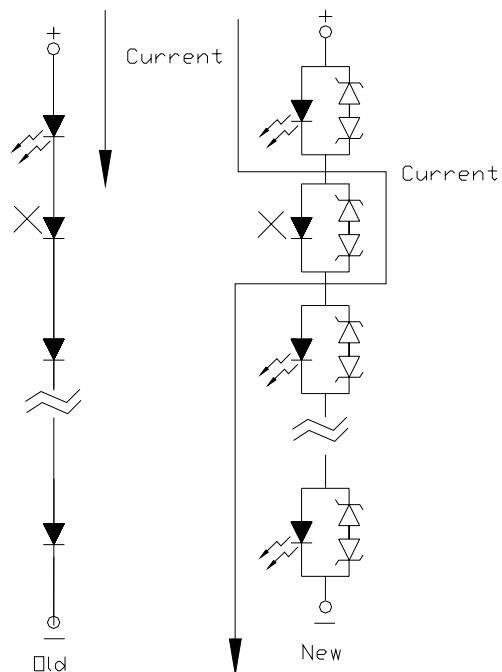


Technical Data Sheet

7344-15UBGC/S400-A5

Notes

1. Above specification may be changed without notice. EVERLIGHT will reserve authority on material change for above specification.
2. When using this product, please observe the absolute maximum ratings and the instructions for using outlined in these specification sheets. EVERLIGHT assumes no responsibility for any damage resulting from use of the product which does not comply with the absolute maximum ratings and the instructions included in these specification sheets.
3. These specification sheets include materials protected under copyright of EVERLIGHT corporation. Please don't reproduce or cause anyone to reproduce them without EVERLIGHT's consent.
4. When the LED is connected using serial circuit, if either piece of LED is no light up but current can't flow through causing others to light down. In new design, the LED is parallel with zener diode. if either piece of LED is no light up but current can flow through causing others to light up



EVERLIGHT ELECTRONICS CO., LTD.
Office: No 25, Lane 76, Sec 3, Chung Yang Rd,
Tucheng, Taipei 236, Taiwan, R.O.C

Tel: 886-2-2267-2000, 2267-9936
Fax: 886-2267-6244, 2267-6189, 2267-6306
<http://www.everlight.com>