



20~25W AC-DC Single Output Desktop

GS25A series



■ Features :

- Universal AC input / Full range
- No load power consumption<0.5W
- Pass energy star(CEC) level IV regulation
- Meet EISA 2007 (Energy Independence and Security Act)
- 3 pole AC inlet IEC320-C14
- Class I power (with earth pin)
- Full output 5~48V safety approval
- Protections: Short circuit / Overload / Over voltage
- Fully enclosed plastic case
- LED indicator for power on
- Approvals: UL / CUL / TUV / BSMI / CB / FCC / CE
- Pass LPS for 9~48V output
- 2 years warranty



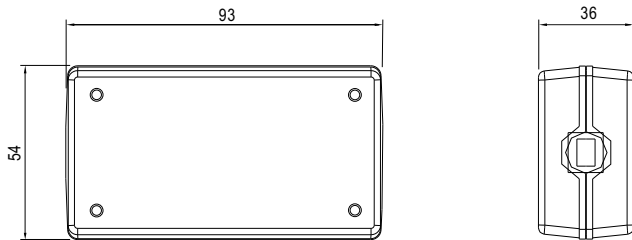
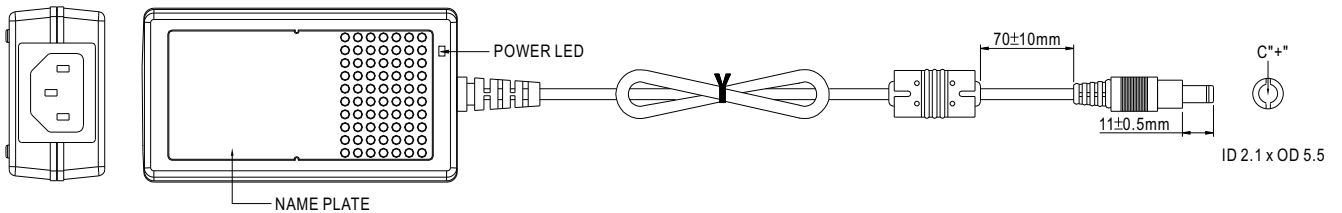
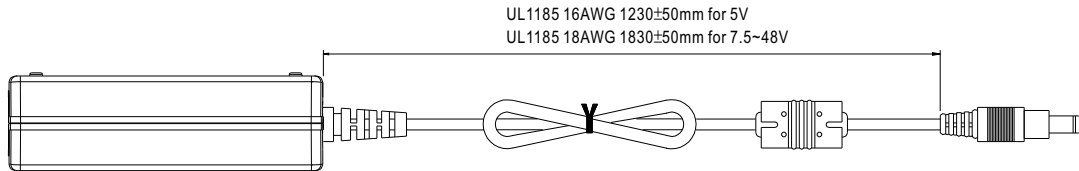
SPECIFICATION

ORDER NO.	GS25A05-P1J	GS25A07-P1J	GS25A09-P1J	GS25A12-P1J	GS25A15-P1J	GS25A18-P1J	GS25A24-P1J	GS25A28-P1J	GS25A48-P1J		
OUTPUT	SAFETY MODEL NO.		GS25A05	GS25A07	GS25A09	GS25A12	GS25A15	GS25A18	GS25A24	GS25A28	GS25A48
	DC VOLTAGE Note.2		5V	7.5V	9V	12V	15V	18V	24V	28V	48V
	RATED CURRENT		4.0A	2.93A	2.77A	2.08A	1.66A	1.38A	1.04A	0.89A	0.52A
	CURRENT RANGE		0 ~ 4.0A	0 ~ 2.93A	0 ~ 2.77A	0 ~ 2.08A	0 ~ 1.66A	0 ~ 1.38A	0 ~ 1.04A	0 ~ 0.89A	0 ~ 0.52A
	RATED POWER (max.)		20W	22W	25W	25W	25W	25W	25W	25W	25W
	RIPPLE & NOISE (max.) Note.3		50mVp-p	80mVp-p	80mVp-p	80mVp-p	100mVp-p	150mVp-p	180mVp-p	240mVp-p	240mVp-p
	VOLTAGE TOLERANCE Note.4		±5.0%	±5.0%	±5.0%	±3.0%	±3.0%	±3.0%	±2.0%	±2.0%	±2.0%
	LINE REGULATION Note.5		±1.0%	±1.0%	±1.0%	±1.0%	±1.0%	±1.0%	±1.0%	±1.0%	±1.0%
	LOAD REGULATION Note.6		±5.0%	±5.0%	±5.0%	±3.0%	±3.0%	±3.0%	±2.0%	±2.0%	±2.0%
SETUP, RISE, HOLD UP TIME		500ms, 20ms, 50ms/230VAC 500ms, 20ms, 15ms/115VAC at full load									
INPUT	VOLTAGE RANGE		90 ~ 264VAC 135 ~ 370VDC								
	FREQUENCY RANGE		47 ~ 63Hz								
	EFFICIENCY (Typ.)		74%	78%	79%	81%	82%	82%	83%	83%	84%
	AC CURRENT		0.7A / 100VAC								
	INRUSH CURRENT (max.)		45A / 230VAC								
LEAKAGE CURRENT(max.)		0.75mA / 240VAC									
PROTECTION	OVERLOAD		110 ~ 150% rated output power Protection type : Hiccup mode, recovers automatically after fault condition is removed								
	OVER VOLTAGE		105 ~ 135% rated output voltage Protection type : Clamp by zener diode								
ENVIRONMENT	WORKING TEMP.		0 ~ +50°C (Refer to output load derating curve)								
	WORKING HUMIDITY		20% ~ 90% RH non-condensing								
	STORAGE TEMP., HUMIDITY		-20 ~ +85°C, 10 ~ 95% RH								
	TEMP. COEFFICIENT		±0.03% / °C (0~50°C)								
VIBRATION		10 ~ 500Hz, 2G 10min./1cycle, period for 60min. each along X, Y, Z axes									
SAFETY & EMC (Note. 7)	SAFETY STANDARDS		UL60950-1, CSA C22.2, TUV EN60950-1, BSMI CNS14336 approved								
	WITHSTAND VOLTAGE		I/P-O/P:4242VDC, I/P-FG:2121VDC								
	ISOLATION RESISTANCE		I/P-O/P, I/P-FG:100M Ohms / 500VDC / 25°C / 70% RH								
	EMI CONDUCTION & RADIATION		Compliance to EN55022 class B, FCC PART 15 / CISPR22 class B, CNS13438 class B								
	HARMONIC CURRENT		Compliance to EN61000-3-2,3								
EMS IMMUNITY		Compliance to EN61000-4-2,3,4,5,6,8,11, light industry level, criteria A									
OTHERS	MTBF		500Khrs min. MIL-HDBK-217F(25°C)								
	DIMENSION		93*54*36mm (L*W*H)								
	PACKING		230g ; 60pcs / 15kg / CARTON								
CONNECTOR	PLUG		Standard type P1J: 2.1φ * 5.5φ * 11mm, tuning fork type, center positive for stock ; Other type available by customer requested								
	CABLE		Standard type UL1185 6ft (4FT only for 5V output) for stock ; Other type available by customer requested								

- NOTE
1. All parameters are specified at 230VAC input, rated load, 25°C 70% RH ambient.
 2. DC voltage: The output voltage set at point measure by plug terminal & 50% load.
 3. Ripple & noise are measured at 20MHz by using a 12" twisted pair terminated with a 0.1uf & 47uf capacitor.
 4. Tolerance: includes set up tolerance, line regulation, load regulation.
 5. Line regulation is measured from low line to high line at rated load.
 6. Load regulation is measured from 20% to 100% rated load
 7. The power supply is considered a component which will be installed into a final equipment. The final equipment must be re-confirmed that it still meets EMC directives.

Mechanical Specification

Unit:mm

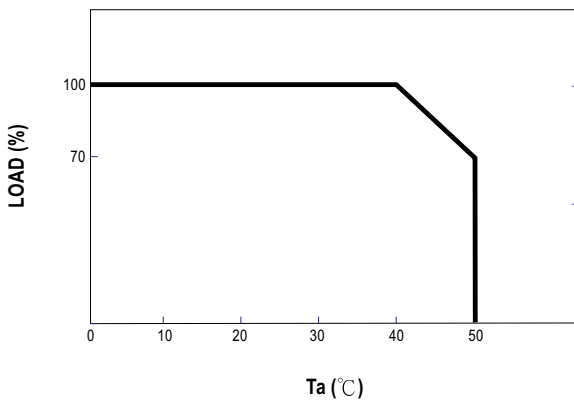


Plug Assignment

Standard plug: P1J (option)

P1J	
P/N	OUTPUT
CENTER	+

Derating Curve



Static Characteristics

