

#### INTRODUCTION:

Adam Tech MDJ Series Mini DIN Jacks continue to be a popular, high density, low cost, low profile interconnect solution. Available in a multitude of styles and configurations, they are able to satisfy a broad range of applications. This series offers jacks in 3 thru 9 positions with straight, right angle or panel mounting and offers choice of four different shielding and panel grounding options. Color-coded jacks for port identification are also available. Adam Tech's special contact design offers a high reliability connection with extremely low contact resistance.

#### FEATURES:

Wide Range of Styles  
Right Angle, Straight and Panel Mount types  
Shielding Options for EMI/RFI suppression  
Color-Coded versions

#### MATING PLUGS:

All industry standard circular Mini DIN plugs.

#### SPECIFICATIONS:

##### Material:

Standard insulator: PBT glass filled, rated UL94V-0  
Optional Hi-Temp insulator: Nylon 6T, rated UL94V-0  
Insulator Color: Black standard, custom colors available  
Contacts: Phosphor Bronze  
Shield: Copper Alloy, Tin Plated

##### Contact Plating:

Gold over Nickel underplate on contact area, tin over Copper underplate on tails

##### Electrical:

Operating voltage: 100V AC / 12V DC max.  
Current rating: 1 Amp max. / 2 Amps max  
Contact resistance: 20 mΩ max. initial  
Insulation resistance: 500 MΩ min.  
Dielectric withstanding voltage: 500V AC for 1 minute

##### Mechanical:

Insertion force: 9.9 lbs max.  
Withdrawal force: 0.8 lbs min  
Mating durability: 5000 cycles min.

##### Temperature Rating:

Operating temperature: -25°C to +70°C  
Soldering process temperature:  
Standard insulator: 235°C  
Hi-Temp insulator: 260°C

#### PACKAGING:

Anti-ESD plastic trays

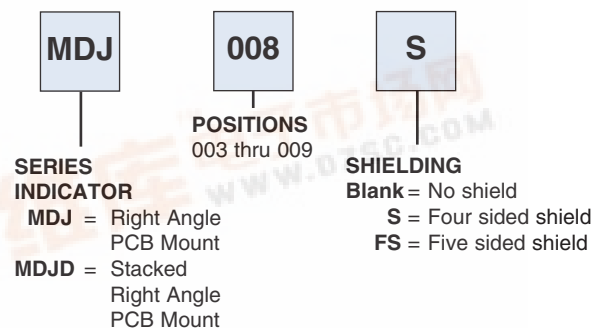
#### APPROVALS AND CERTIFICATIONS:

UL Recognized File No. E224053  
CSA Certified File No. LR1578596

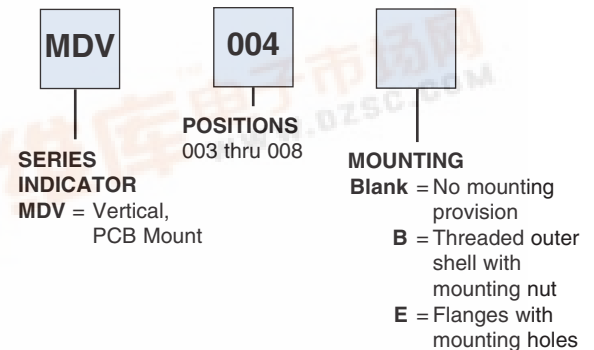


#### ORDERING INFORMATION

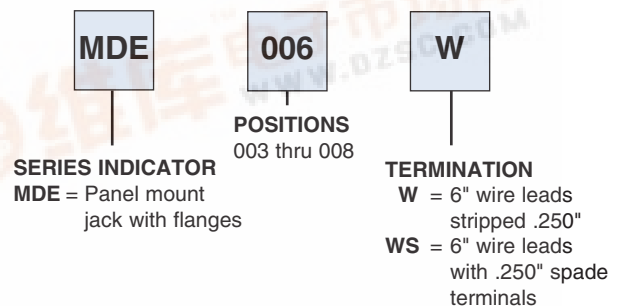
##### RIGHT ANGLE MOUNT



##### VERTICAL MOUNT



##### PANEL MOUNT



#### OPTIONS:

Add designator(s) to end of part number

RT = PC board retention feature. On shielded units, crimped shield legs. On non-shielded units, forked grounding pin.

PG = Spring panel ground

PG4 = Four finger panel ground

HT = Hi-Temp insulator for Hi-Temp soldering processes up to 260°C

TGBP = Top port color Green / Bottom port color Purple

