

ADAPTERS, IN-SERIES

SMA, DC - 18 GHz

SPECIFICATIONS:

Models: 5010, 5020, 5030, 5043, 5044, 5045

RoHS
Compliant

Electrical:	
Frequency Range _____	DC - 18.0 GHz
VSWR _____	See Below
Impedance _____	50 Ohms
Operating Temp Range _____	-65°C to +125°C
Mechanical:	
Connectors _____	See Below
Mates with MILSTD-348	
Conductors _____	Gold Plated Beryllium Copper



Model Number: 5030

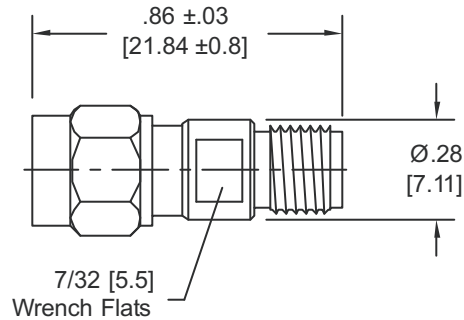
Male/Female Connectors
Passivated Stainless Steel

Model Number: 5045

Male/Female Connectors
Gold Plated Stainless Steel

VSWR

DC - 4 GHz _____	1.05:1 Max.
4 - 8 GHz _____	1.10:1 Max.
8 - 18 GHz _____	1.15:1 Max.



Model Number: 5020

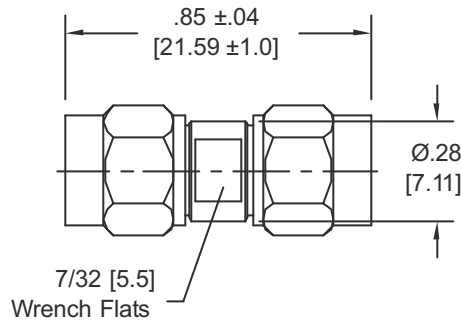
Male/Male Connectors
Passivated Stainless Steel

Model Number: 5044

Male/Male Connectors
Gold Plated Stainless Steel

VSWR

DC - 4 GHz _____	1.05:1 Max.
4 - 8 GHz _____	1.10:1 Max.
8 - 18 GHz _____	1.15:1 Max.



Model Number: 5010

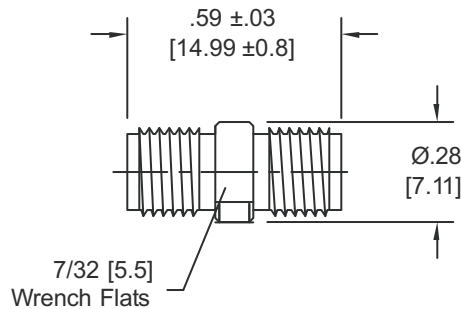
Female/Female Connectors
Passivated Stainless Steel

Model Number: 5043

Female/Female Connectors
Gold Plated Stainless Steel

VSWR

DC - 8 GHz _____	1.10:1 Max.
8 - 18 GHz _____	1.15:1 Max.



Note: Dimensions in Brackets are Expressed in Millimeters and are for Reference Only.

5030: REV H



Aeroflex / Inmet, Inc. • 300 Dino Drive, Ann Arbor, MI 48103 • U.S.A.
888-244-6638 or 734-426-5553 • FAX: 734-426-5557
www.aeroflex.com/inmet • inmet@aeroflex.com