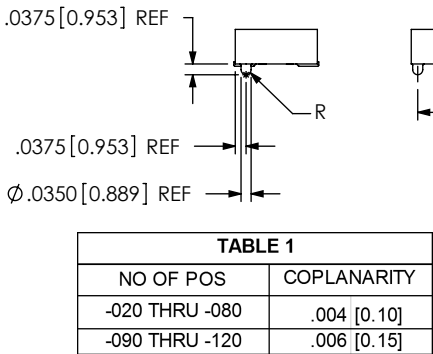
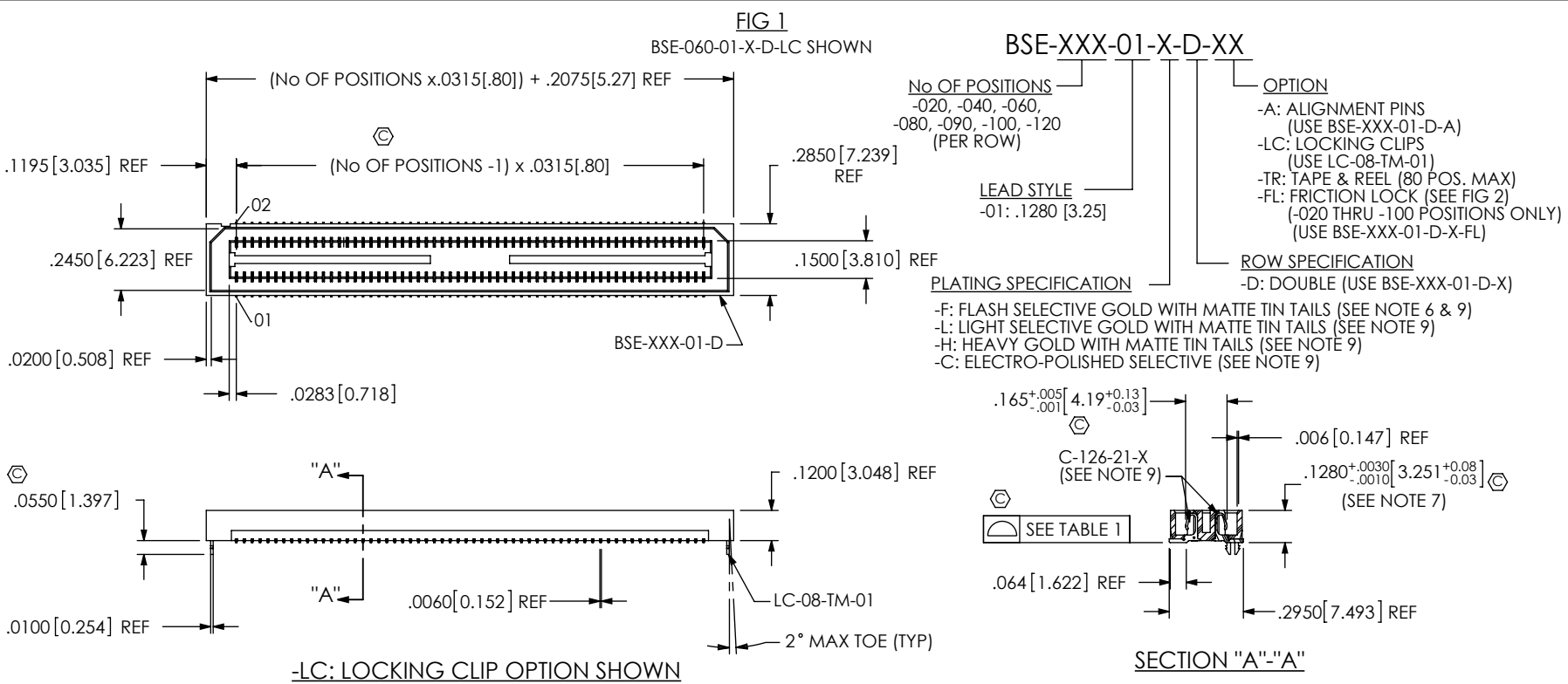
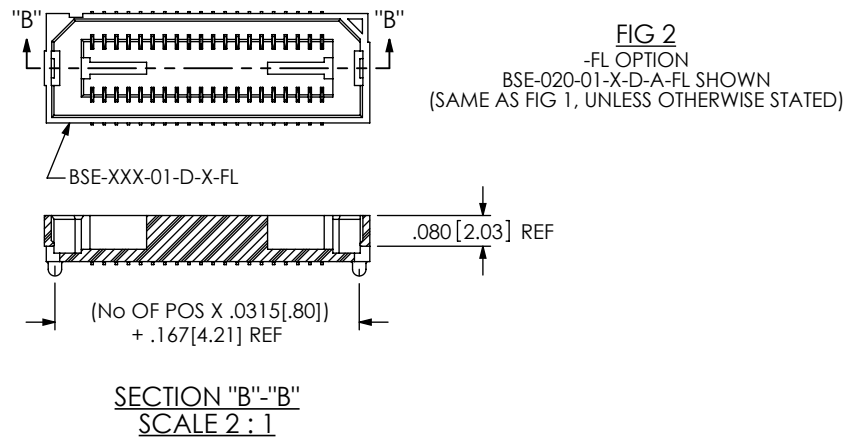
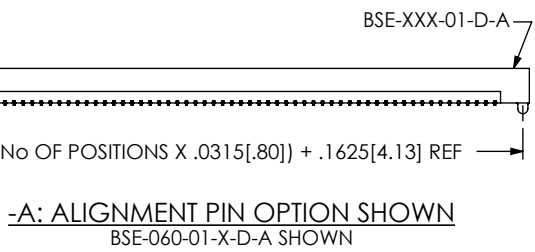


DO NOT  
SCALE FROM  
THIS PRINT



- NOTES:
1. REPRESENTS A CRITICAL DIMENSION.
  2. NOTE DELETED.
  3. MAXIMUM BURR ALLOWANCE: .0015 [.038].
  4. MINIMUM PUSHOUT FORCE: .5 LB.
  5. NOTE DELETED.
  6. -L PLATING MAY BE SUBSTITUTED FOR -F PLATING.
  7. MAX VARIANCE: .002 [.05]
  8. NOTE DELETED.
  9. -90 THROUGH -120 POSITION PARTS USE C-269-11-X. DO NOT SUB C-126-XX-X OR C-224-01-X.
  10. POSITIONS 20, 40, 60, 80, 120 ARE TRAY PACKAGED.



<p><b>PACKAGING VIEW</b> 90 &amp; 100 POS ONLY</p> <p>TUBE: PT-1-24-03-78 PLUG: TP-09</p>	<p>UNLESS OTHERWISE SPECIFIED, DIMENSIONS ARE IN INCHES. TOLERANCES ARE: DECIMALS ANGLES .XX: ±.01[.25] 2° .XXX: ±.005[.13] .XXXX: ±.0020[.051]</p> <p><b>MATERIAL:</b> DO NOT SCALE DRAWING SHEET SCALE: 1.5:1 INSULATOR: BLACK LCP FLAMMABILITY RATING: UL94VO SOCKET: PHOS BRONZE</p> <p><b>PROPRIETARY NOTE</b> THIS DOCUMENT CONTAINS CONFIDENTIAL AND PROPRIETARY INFORMATION AND ALL DESIGN, MANUFACTURING, REPRODUCTION, USE, PATENT RIGHTS AND SALES RIGHTS ARE EXPRESSLY RESERVED BY SAMTEC, INC. THIS DOCUMENT SHALL NOT BE DISCLOSED, IN WHOLE OR PART, TO ANY UNAUTHORIZED PERSON OR ENTITY NOR REPRODUCED, TRANSFERRED OR INCORPORATED IN ANY OTHER PROJECT IN ANY MANNER WITHOUT THE EXPRESS WRITTEN CONSENT OF SAMTEC, INC.</p>	<p>520 PARK EAST BLVD, NEW ALBANY, IN 47150 PHONE: 812-944-6733 FAX: 812-948-5047 e-Mail: info@SAMTEC.com code: 55322</p>	
		DESCRIPTION: .8mm DOUBLE ROW SOCKET ASSEMBLY	
		DWG. NO. <b>BSE-XXX-01-X-D-XX</b>	
BY: DEAN P 05/24/1999		SHEET 1 OF 1	

C:\EnterpriseVault\DWG\MISC\MKTG\BSE-XXX-01-X-D-XX-MKT.SLDDRW