

Cree® XLamp® CXB1520 LED



PRODUCT DESCRIPTION

Cree CXB1520 High Density (HD) LED arrays are the next generation of high lumen density LED arrays. Incorporating elements of Cree's SC5 Technology™ Platform, the CXB1520 HD LED arrays deliver the most lumens in the industry for their light-emitting surface (LES) size, enabling radically new and differentiated LED lighting form factors for applications like tracks, lamps and downlights. The CXB1520 HD LED array packs the performance of seven 60-watt-replacement lamps in an area significantly smaller than a dime, allowing lighting manufacturers to put more light where it is intended at a lower system cost.

The [CX Family LED Design Guide](#) provides basic information on the requirements to use the CXB1520 HD LED array successfully in luminaire designs.

FEATURES

- Available in 5-step EasyWhite® bins at 4000 K, 5000 K, 5700 K & 6500 K, 3-step EasyWhite bins at 2700 K, 3000 K, 3500 K, 4000 K & 5000 K and 2-step EasyWhite bins at 2700 K, 3000 K, 3500 K, & 4000 K CCT
- Available in 70-, 80-, and 90-minimum CRI options
- Forward voltage option: 36-V class
- 85 °C binning and characterization
- Maximum drive current: 1400 mA
- 115° viewing angle, uniform chromaticity profile
- Top-side solder connections
- Thermocouple attach point
- NEMA SSL-3 2011 standard flux bins
- RoHS and REACH compliant
- UL® recognized component (E349212)

TABLE OF CONTENTS

Characteristics	2
Operating Limits	2
Flux Characteristics, EasyWhite® Order Codes and Bins	3
Relative Spectral Power Distribution	5
Electrical Characteristics	6
Relative Luminous Flux	7
Typical Spatial Distribution	8
Performance Groups - Brightness	8
Performance Groups - Chromaticity	9
Cree EasyWhite® Bins Plotted on the 1931 CIE Color Space	10
Bin and Order Code Formats	12
Mechanical Dimensions	12
Thermal Design	13
Notes	14
Packaging	15



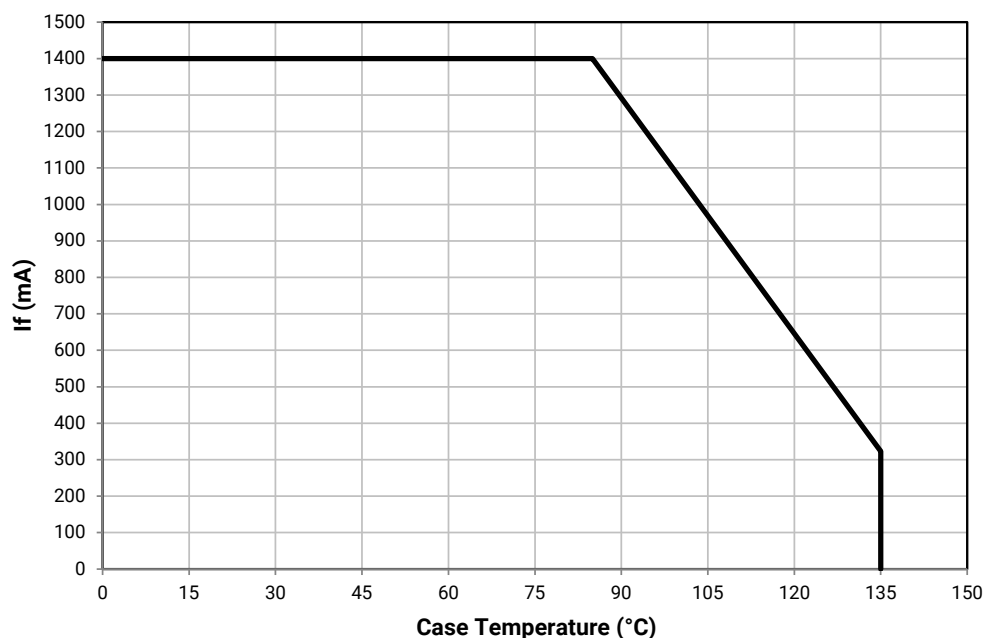
CHARACTERISTICS

Characteristics	Unit	Minimum	Typical	Maximum
Viewing angle (FWHM)	degrees		115	
ESD withstand voltage (HBM per Mil-Std-883D)	V			8000
DC forward current	mA			1400*
Reverse current	mA			0.1
Forward voltage (@ 500 mA, 85 °C)	V		33	37

* Refer to the Operating Limits section.

OPERATING LIMITS

The maximum current rating of the CXB1520 is dependent on the case temperature (T_c) when the LED has reached thermal equilibrium under steady-state operation. The graph shown below assumes that the system design employs good thermal management (thermal interface material and heat sink) and may vary when poor thermal management is employed. Please refer to the Mechanical Dimensions section on page 12 for the location of the T_c measurement point.



FLUX CHARACTERISTICS, EASYWHITE® ORDER CODES AND BINS ($I_F = 500 \text{ mA}$, $T_J = 85^\circ \text{C}$)

The following table provides order codes for XLamp CXB1520 LEDs. For a complete description of the order code nomenclature, please see the Bin and Order Code Formats section (page 12).

Nominal CCT	CRI*		Minimum Luminous Flux			2-Step		3-Step				5-Step	
	Min	Typ	Group	Flux (lm) @ 85 °C	Flux (lm) @ 25 °C**	Group	Order Code	Group	Order Code	Group	Order Code	Group	Order Code
6500 K	70	---	Q4	2260	2457							65E	CXB1520-0000-000N0BQ465E
			R2	2420	2631								CXB1520-0000-000N0BR265E
	80	---	Q4	2260	2457							65E	CXB1520-0000-000N0HQ465E
			R2	2420	2631								CXB1520-0000-000N0HR265E
5700 K	70	---	Q4	2260	2457							57E	CXB1520-0000-000N0BQ457E
			R2	2420	2631								CXB1520-0000-000N0BR257E
	80	---	Q4	2260	2457							57E	CXB1520-0000-000N0HQ457E
			R2	2420	2631								CXB1520-0000-000N0HR257E
5000 K	70	---	Q4	2260	2457							50E	CXB1520-0000-000N0BQ450E
			R2	2420	2631								CXB1520-0000-000N0BR250E
	80	---	Q4	2260	2457			50G	CXB1520-0000-000N0HQ450G				
			R2	2420	2631				CXB1520-0000-000N0HR250G				
	90	92	P4	1965	2137			50G	CXB1520-0000-000N0UP450G				
			Q2	2100	2283				CXB1520-0000-000N0UQ250G				
4000 K	70	---	Q4	2260	2457							40E	CXB1520-0000-000N0BQ440E
			R2	2420	2631								CXB1520-0000-000N0BR240E
	80	---	Q2	2100	2283	40H	CXB1520-0000-000N0HQ240H	40G	CXB1520-0000-000N0HQ240G				
			Q4	2260	2457		CXB1520-0000-000N0HQ440H		CXB1520-0000-000N0HQ440G				
	90	92	P2	1830	1990	40H	CXB1520-0000-000N0UP240H	40G	CXB1520-0000-000N0UP240G				
			P4	1965	2137		CXB1520-0000-000N0UP440H		CXB1520-0000-000N0UP440G				

Notes

- Cree maintains a tolerance of $\pm 7\%$ on flux and power measurements, ± 0.005 on chromaticity (CCx, CCy) measurements and a tolerance of ± 2 on CRI measurements. See the Measurements section (page 14).
- Cree XLamp CXB1520 LED order codes specify only a minimum flux bin and not a maximum. Cree may ship reels in flux bins higher than the minimum specified by the order code without advance notice. Shipments will always adhere to the chromaticity bin restrictions specified by the order code.
- * For 80 CRI minimum LEDs, CRI R9 minimum is 0 with a ± 2 tolerance. For 90 CRI minimum LEDs, CRI R9 typical is 60.
- ** Flux values @ 25 °C are calculated and for reference only.

FLUX CHARACTERISTICS, EASYWHITE® ORDER CODES AND BINS (I_F = 500 mA, T_J = 85 °C) - CONTINUED

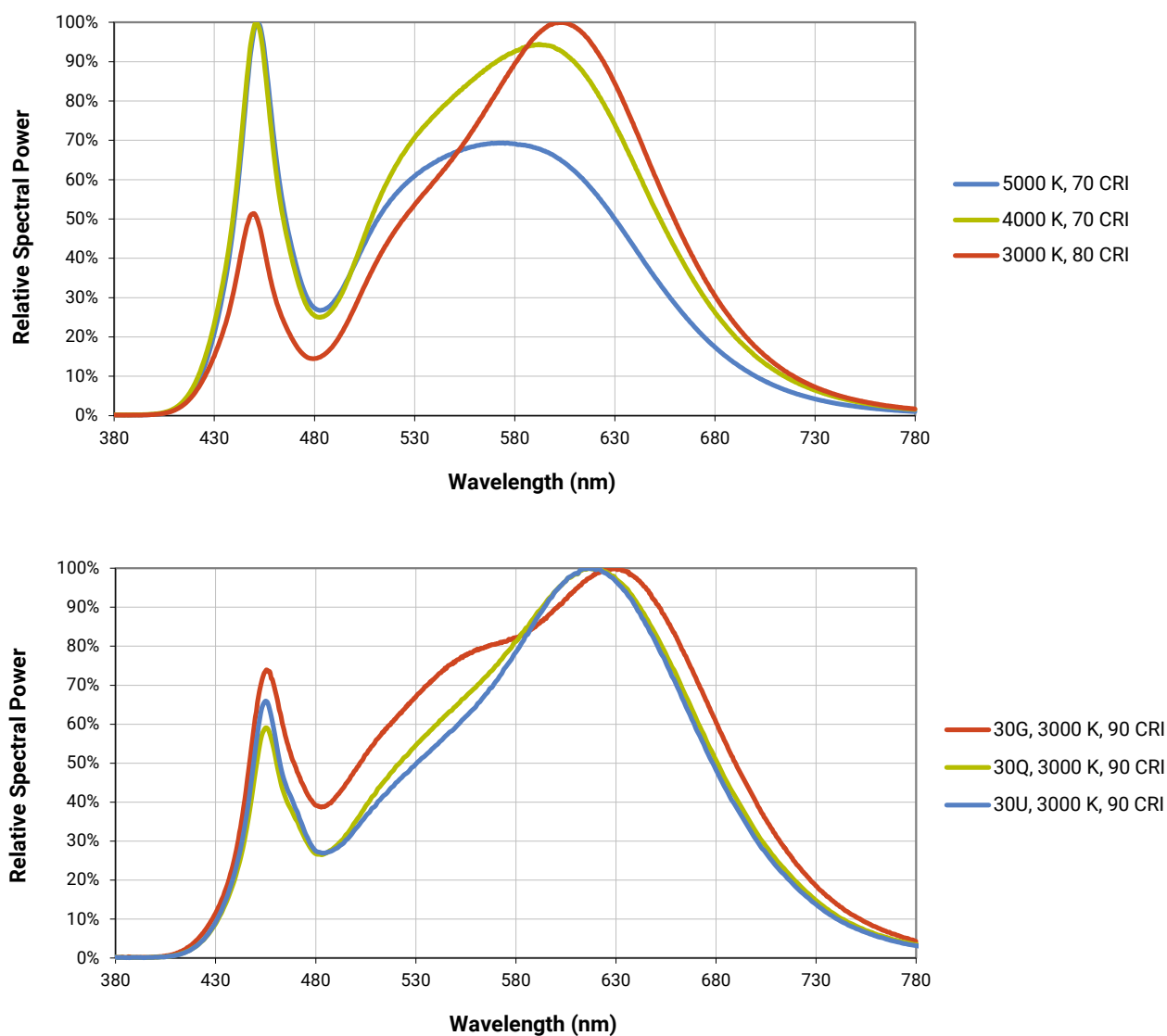
Nominal CCT	CRI*		Minimum Luminous Flux			2-Step		3-Step				5-Step	
	Min	Typ	Group	Flux (lm) @ 85 °C	Flux (lm) @ 25 °C**	Group	Order Code	Group	Order Code	Group	Order Code	Group	Order Code
3500 K	80	---	Q2	2100	2283	35H	CXB1520-0000-000N0HQ235H	35G	CXB1520-0000-000N0HQ235G				
			Q4	2260	2457		CXB1520-0000-000N0HQ435H		CXB1520-0000-000N0HQ435G				
	90	92	P2	1830	1990	35H	CXB1520-0000-000N0UP235H	35G	CXB1520-0000-000N0UP235G				
			P4	1965	2137		CXB1520-0000-000N0UP435H		CXB1520-0000-000N0UP435G				
3000 K	80	---	Q2	2100	2283	30H	CXB1520-0000-000N0HQ230H	30G	CXB1520-0000-000N0HQ230G				
			Q4	2260	2457		CXB1520-0000-000N0HQ430H		CXB1520-0000-000N0HQ430G				
	90	92	N4	1710	1859			30Q	CXB1520-0000-000N0UN430Q	30U	CXB1520-0000-000N0UN430U		
			P2	1830	1990				CXB1520-0000-000N0UP230Q		CXB1520-0000-000N0UP230U		
	90	92	N4	1710	1859	30H	CXB1520-0000-000N0UN430H	30G	CXB1520-0000-000N0UN430G				
			P2	1830	1990		CXB1520-0000-000N0UP230H		CXB1520-0000-000N0UP230G				
2700 K	80	---	P4	1965	2137	27H	CXB1520-0000-000N0HP427H	27G	CXB1520-0000-000N0HP427G				
			Q2	2100	2283		CXB1520-0000-000N0HQ227H		CXB1520-0000-000N0HQ227G				
	90	92	N2	1590	1729	27H	CXB1520-0000-000N0UN227H	27G	CXB1520-0000-000N0UN227G				
			N4	1710	1859		CXB1520-0000-000N0UN427H		CXB1520-0000-000N0UN427G				

Notes

- Cree maintains a tolerance of ±7% on flux and power measurements, ±0.005 on chromaticity (CCx, CCy) measurements and a tolerance of ±2 on CRI measurements. See the Measurements section (page 14).
- Cree XLamp CXB1520 LED order codes specify only a minimum flux bin and not a maximum. Cree may ship reels in flux bins higher than the minimum specified by the order code without advance notice. Shipments will always adhere to the chromaticity bin restrictions specified by the order code.
- * For 80 CRI minimum LEDs, CRI R9 minimum is 0 with a ±2 tolerance. For 90 CRI minimum LEDs, CRI R9 typical is 60.
- ** Flux values @ 25 °C are calculated and for reference only.

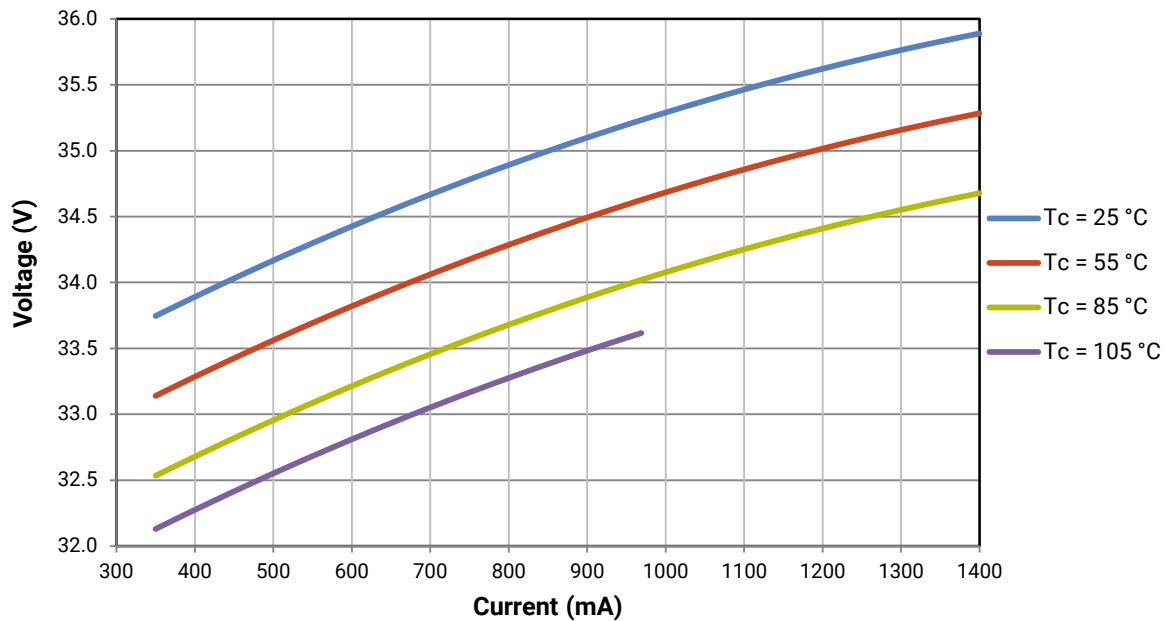
RELATIVE SPECTRAL POWER DISTRIBUTION

The following graphs are the result of a series of pulsed measurements at 500 mA and $T_j = 85^\circ\text{C}$.



ELECTRICAL CHARACTERISTICS

The following graph is the result of a series of steady-state measurements.

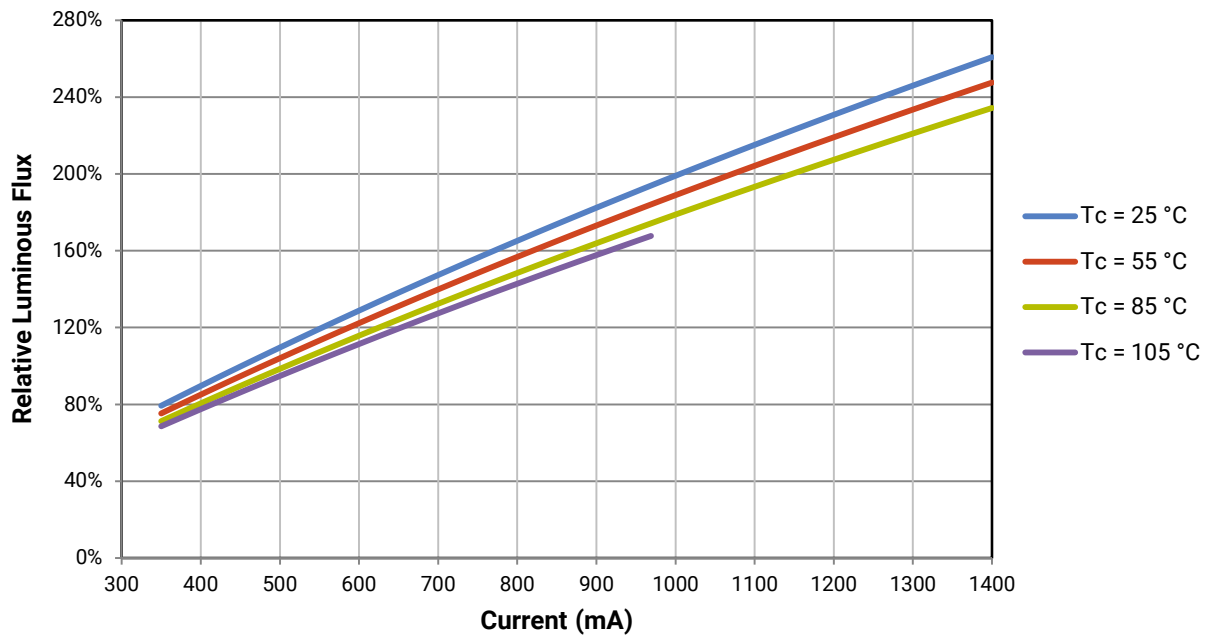


RELATIVE LUMINOUS FLUX

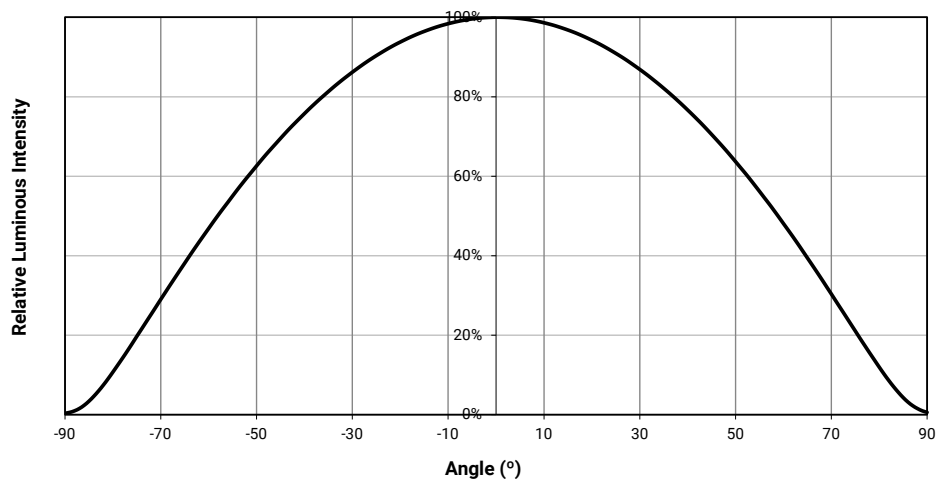
The relative luminous flux values provided below are the ratio of:

- Measurements of CXB1520 at steady-state operation at the given conditions, divided by
- Flux measured during binning, which is a pulsed measurement at 500 mA at $T_j = 85^\circ\text{C}$.

For example, at steady-state operation of $T_c = 25^\circ\text{C}$, $I_f = 1000\text{ mA}$, the relative luminous flux ratio is 200% in the chart below. A CXB1520 LED that measures 2100 lm during binning will deliver 4200 lm (2100×2) at steady-state operation of $T_c = 25^\circ\text{C}$, $I_f = 1000\text{ mA}$.



TYPICAL SPATIAL DISTRIBUTION



PERFORMANCE GROUPS - BRIGHTNESS ($I_F = 500 \text{ mA}$, $T_J = 85^\circ \text{C}$)

XLamp CXB1520 LEDs are tested for luminous flux and placed into one of the following bins.

Group Code	Minimum Luminous Flux	Maximum Luminous Flux
N2	1590	1710
N4	1710	1830
P2	1830	1965
P4	1965	2100
Q2	2100	2260
Q4	2260	2420
R2	2420	2600
R4	2600	2780

PERFORMANCE GROUPS - CHROMATICITY ($T_j = 85^\circ\text{C}$)

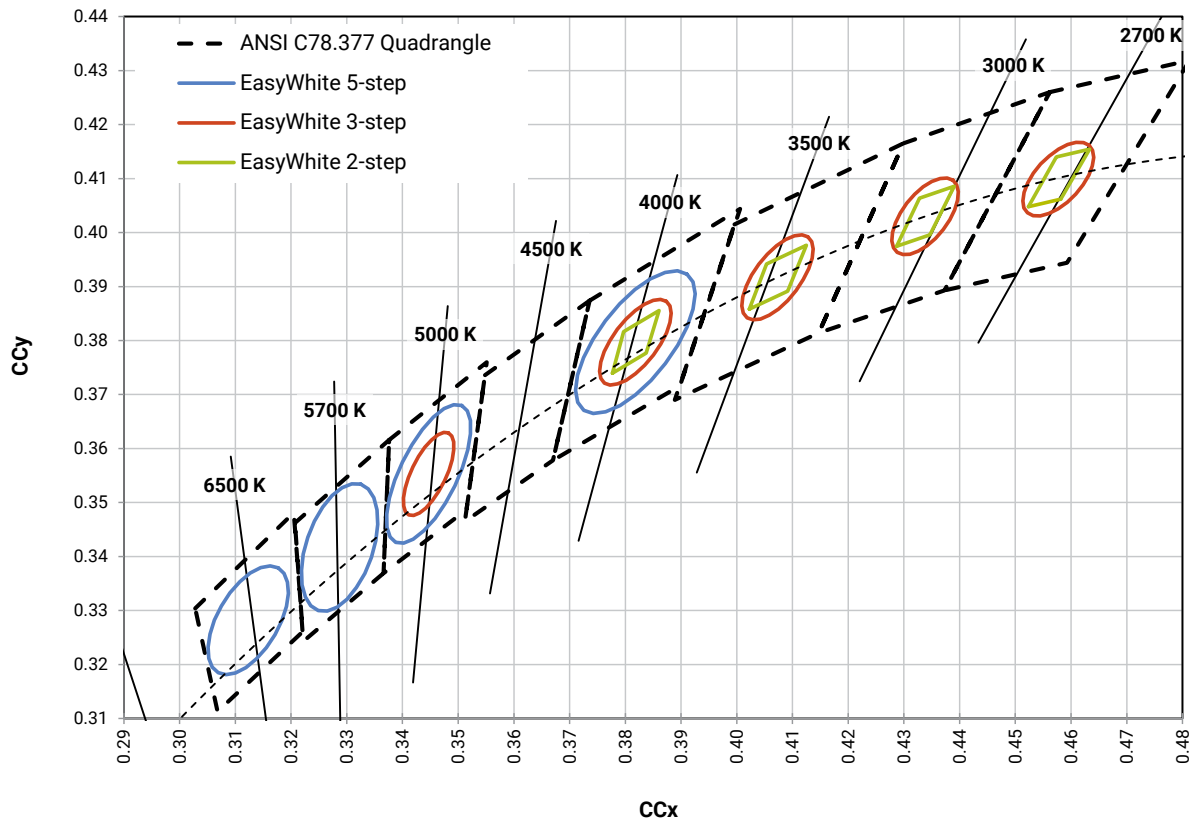
XLamp CXB1520 LEDs are tested for chromaticity and placed into one of the regions defined by the following bounding coordinates.

EasyWhite Color Temperatures – 2-Step			
Code	CCT	x	y
40H	4000 K	0.3777	0.3739
		0.3797	0.3816
		0.3861	0.3855
		0.3838	0.3777
35H	3500 K	0.4022	0.3858
		0.4053	0.3942
		0.4125	0.3977
		0.4091	0.3891
30H	3000 K	0.4287	0.3975
		0.4328	0.4064
		0.4390	0.4086
		0.4347	0.3996
27H	2700 K	0.4524	0.4048
		0.4574	0.4140
		0.4633	0.4154
		0.4581	0.4062

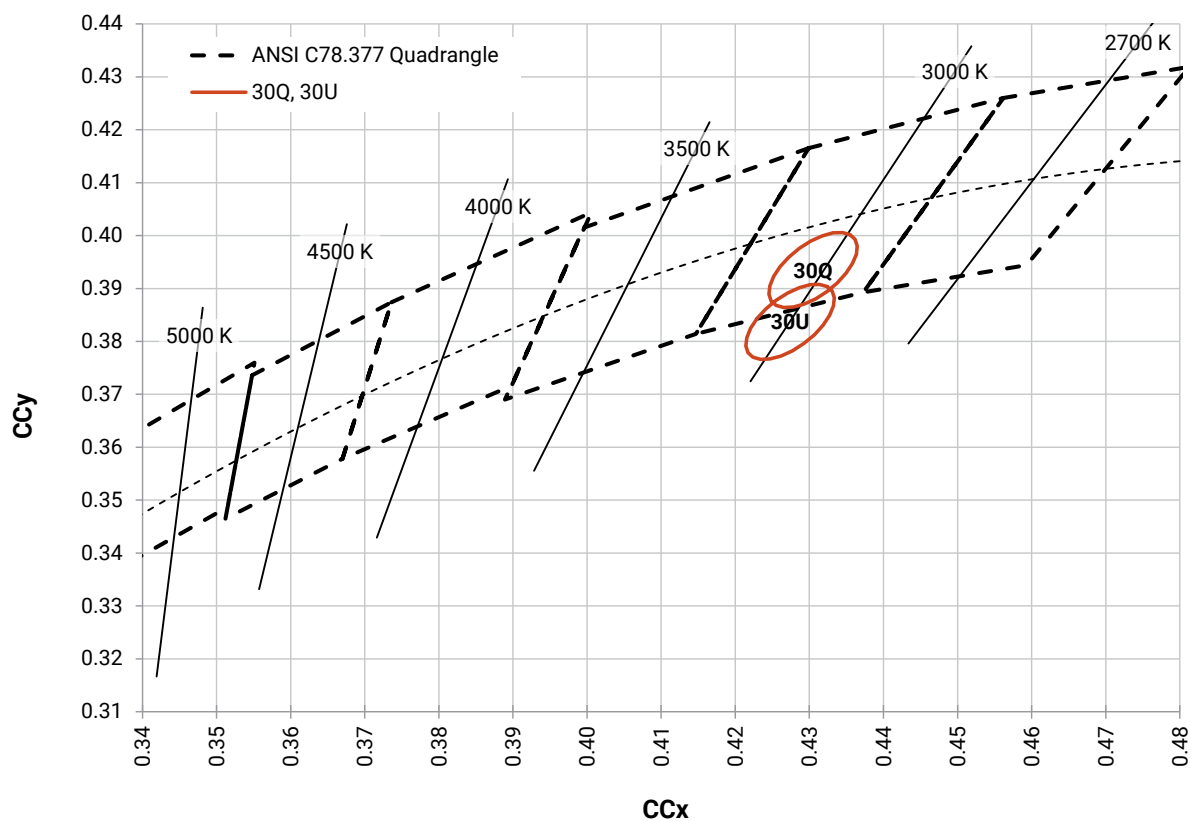
EasyWhite Color Temperatures – 3-Step Ellipse						
Bin Code	CCT	Center Point		Major Axis	Minor Axis	Rotation Angle (°)
		x	y	a	b	
50G	5000 K	0.3447	0.3553	0.00840	0.00312	65.0
40G	4000 K	0.3818	0.3797	0.00939	0.00402	53.7
35G	3500 K	0.4073	0.3917	0.00927	0.00414	54.0
30G	3000 K	0.4338	0.4030	0.00834	0.00408	53.2
30Q	3000 K	0.4305	0.3935	0.00834	0.00408	53.2
30U	3000 K	0.4274	0.3837	0.00834	0.00408	53.2
27G	2700 K	0.4577	0.4099	0.00834	0.00420	48.5

EasyWhite Color Temperatures – 5-Step Ellipse						
Bin Code	CCT	Center Point		Major Axis	Minor Axis	Rotation Angle (°)
		x	y	a	b	
65E	6500 K	0.3123	0.3282	0.01110	0.00550	61.0
57E	5700 K	0.3287	0.3417	0.01230	0.00600	72.0
50E	5000 K	0.3447	0.3553	0.01400	0.00520	65.0
40E	4000 K	0.3818	0.3797	0.01565	0.00670	53.7

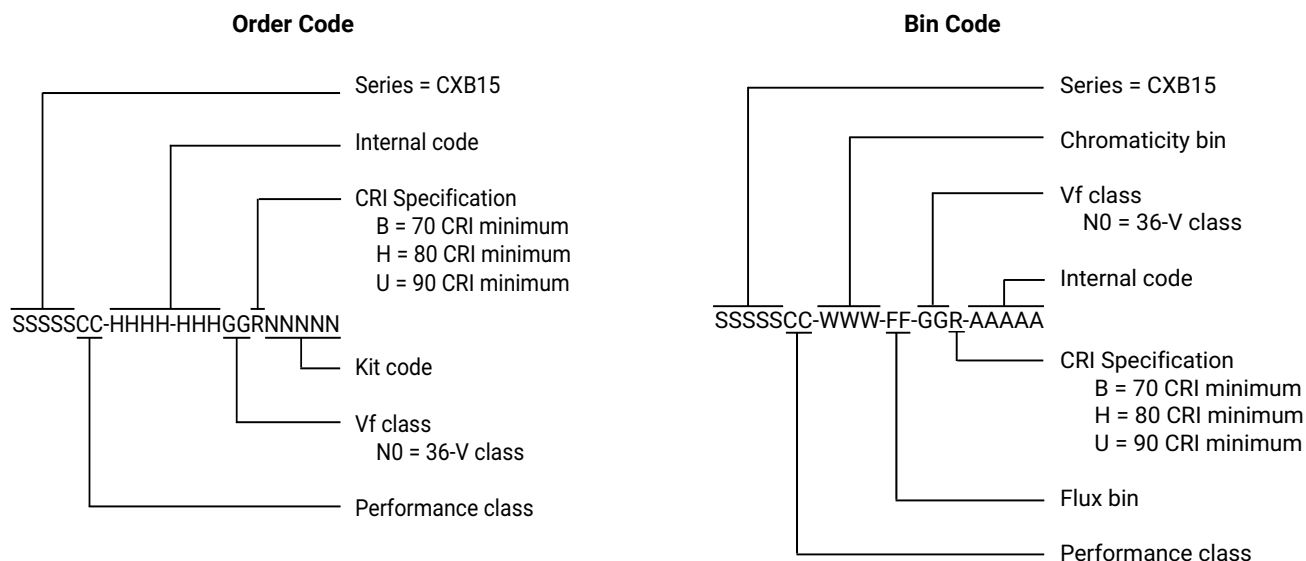
CREE EASYWHITE® BINS PLOTTED ON THE 1931 CIE COLOR SPACE ($T_j = 85^\circ\text{C}$)



CREE EASYWHITE® BINS PLOTTED ON THE 1931 CIE COLOR SPACE ($T_j = 85^\circ\text{C}$) - CONTINUED

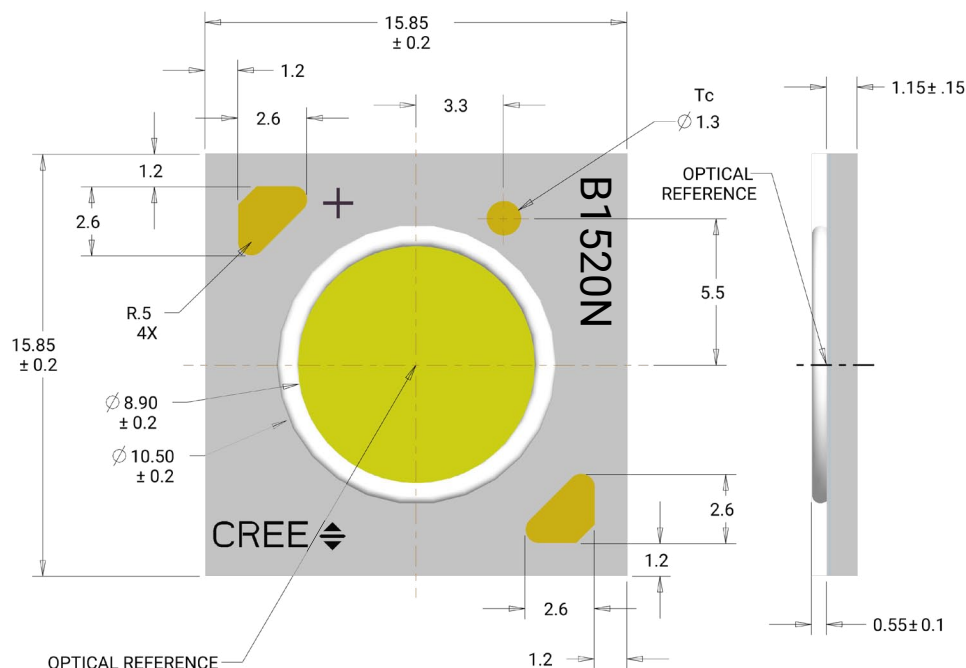


Bin codes and order codes are configured as follows:



Dimensions are in mm.
Tolerances unless otherwise
specified: ± 13
 $\alpha^\circ \pm 1^\circ$

Meaning of B1520N
B1520N = 36-V CXB1520



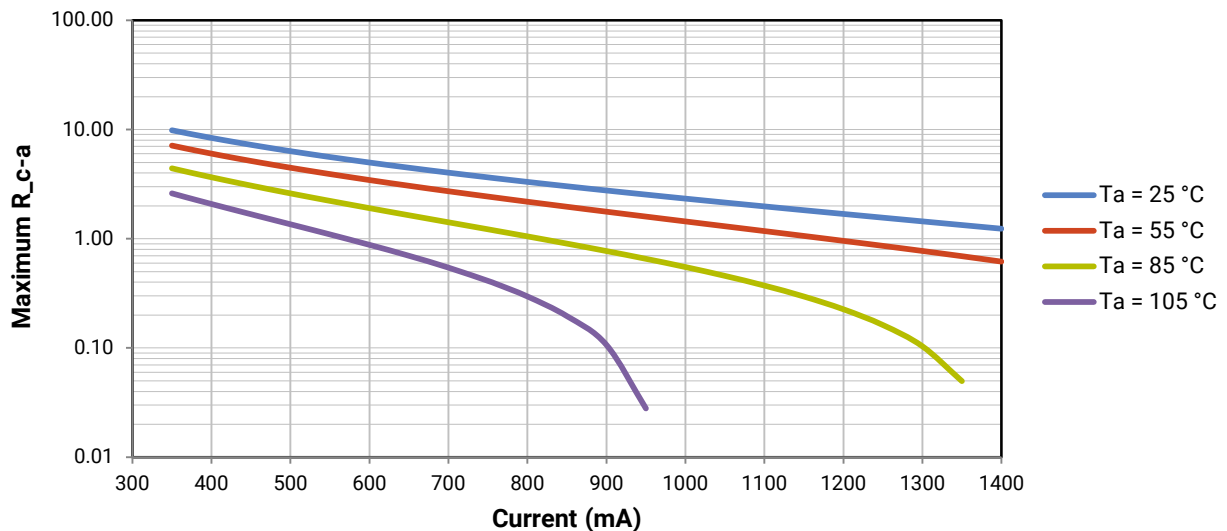
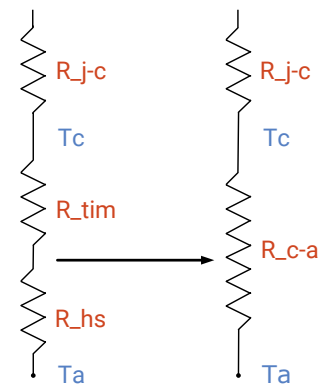
THERMAL DESIGN

The CXA family of LED arrays can include over a hundred different LED die inside one package, and thus over a hundred different junction temperatures (T_j). Cree has intentionally removed junction-temperature-based operating limits and replaced the commonplace maximum T_j calculations with maximum ratings based on forward current (I_f) and case temperature (T_c). No additional calculations are required to ensure the CXA LED is being operated within its designed limits. Please refer to page 2 for the Operating Limit specification.

There is no need to calculate for T_j inside the package, as the thermal management design process, specifically from solder point (T_{sp}) to ambient (T_a), remains identical to any other LED component. For more information on thermal management of Cree XLamp LEDs, please refer to the [Thermal Management application note](#). For CXA soldering recommendations and more information on thermal interface materials (TIM) and connection methods, please refer to the [Cree XLamp CX Family LEDs soldering and handling document](#). The [CX Family LED Design Guide](#) provides basic information on the requirements to use Cree XLamp CXA LEDs successfully in luminaire designs.

To keep the CXB1520 LED at or below the maximum rated T_c , the case to ambient temperature thermal resistance (R_{c-a}) must be at or below the maximum R_{c-a} value shown on the following graph, depending on the operating environment. The y-axis in the graph is a base 10 logarithmic scale.

As the figure at right shows, the R_{c-a} value is the sum of the thermal resistance of the TIM (R_{tim}) plus the thermal resistance of the heat sink (R_{hs}).



NOTES

Measurements

The luminous flux, radiant power, chromaticity and CRI measurements in this document are binning specifications only and solely represent product measurements as of the date of shipment. These measurements will change over time based on a number of factors that are not within Cree's control and are not intended or provided as operational specifications for the products. Calculated values are provided for informational purposes only and are not intended as specifications.

Pre-Release Qualification Testing

Please read the [LED Reliability Overview](#) for details of the qualification process Cree applies to ensure long-term reliability for XLamp LEDs and details of Cree's pre-release qualification testing for XLamp LEDs. Cree did not perform Room Temperature Operating Life (RTOL) testing on the CXB1520 LED.

Lumen Maintenance

Cree now uses standardized IES LM-80-08 and TM-21-11 methods for collecting long-term data and extrapolating LED lumen maintenance. For information on the specific LM-80 data sets available for this LED, refer to the public [LM-80 results document](#).

Please read the [Long-Term Lumen Maintenance application note](#) for more details on Cree's lumen maintenance testing and forecasting. Please read the [Thermal Management application note](#) for details on how thermal design, ambient temperature, and drive current affect the LED junction temperature.

RoHS Compliance

The levels of RoHS restricted materials in this product are below the maximum concentration values (also referred to as the threshold limits) permitted for such substances, or are used in an exempted application, in accordance with EU Directive 2011/65/EC (RoHS2), as implemented January 2, 2013. RoHS Declarations for this product can be obtained from your Cree representative or from the Product Documentation sections of www.cree.com.

REACH Compliance

REACH substances of very high concern (SVHCs) information is available for this product. Since the European Chemical Agency (ECHA) has published notice of their intent to frequently revise the SVHC listing for the foreseeable future, please contact a Cree representative to insure you get the most up-to-date REACH Declaration. REACH banned substance information (REACH Article 67) is also available upon request.

UL® Recognized Component

Level 4 enclosure consideration. The LED package or a portion thereof has been investigated as a fire and electrical enclosure per ANSI/UL 8750.

Vision Advisory

WARNING: Do not look at an exposed lamp in operation. Eye injury can result. For more information about LEDs and eye safety, please refer to the [LED Eye Safety application note](#).

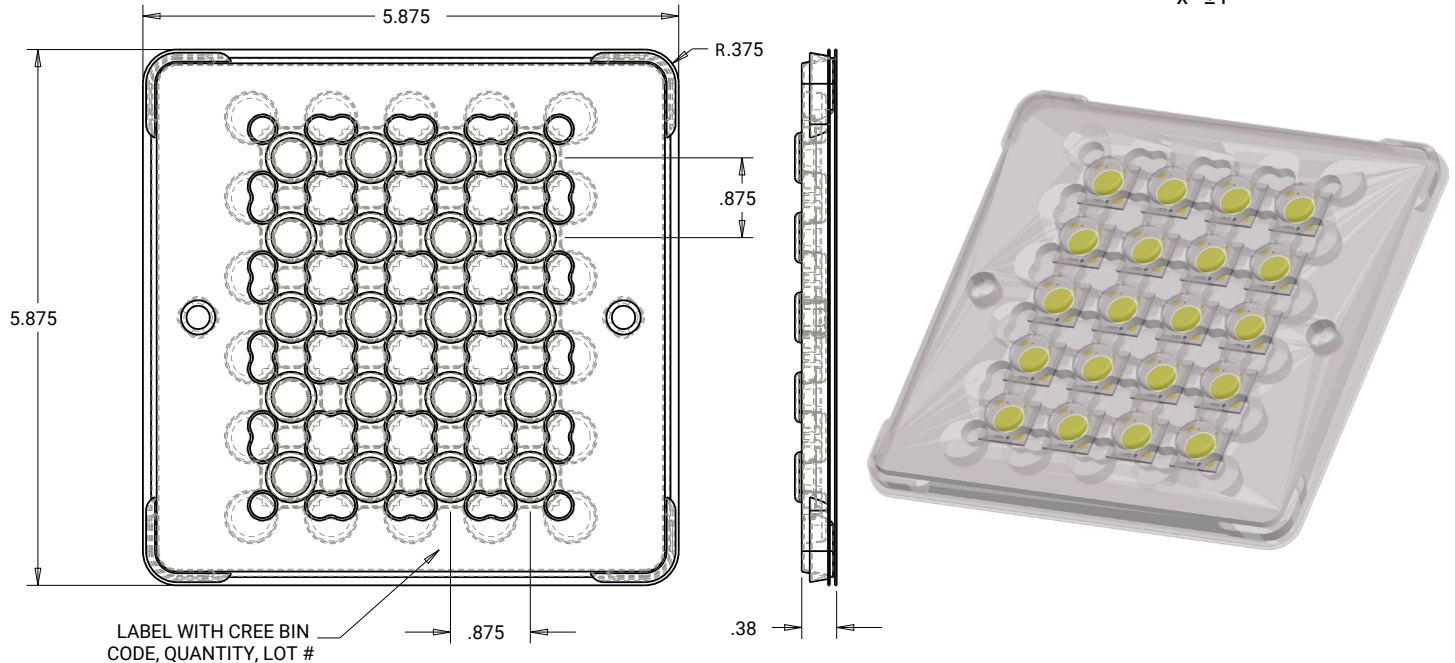
PACKAGING

Cree CXB1520 LEDs are packaged in trays of 20. Five trays are sealed in an anti-static bag and placed inside a carton, for a total of 100 LEDs per carton. Each carton contains 100 LEDs from the same performance bin.

Dimensions are in inches.

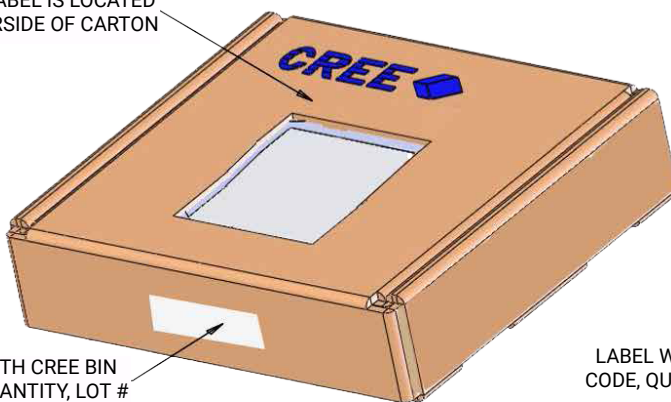
Tolerances: $\pm .13$

$\alpha^\circ \pm 1^\circ$



PATENT LABEL IS LOCATED ON UNDERSIDE OF CARTON

LABEL WITH CREE BIN CODE, QUANTITY, LOT #



BAG

LABEL WITH CREE BIN CODE, QUANTITY, LOT #

