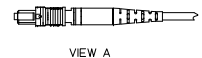
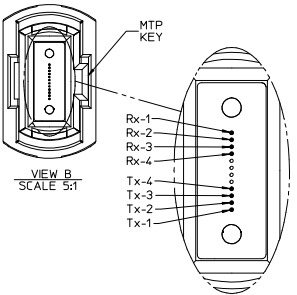
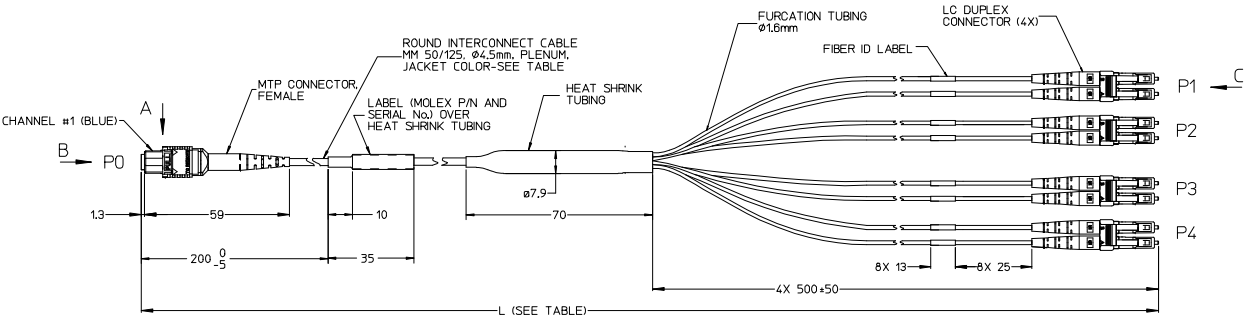
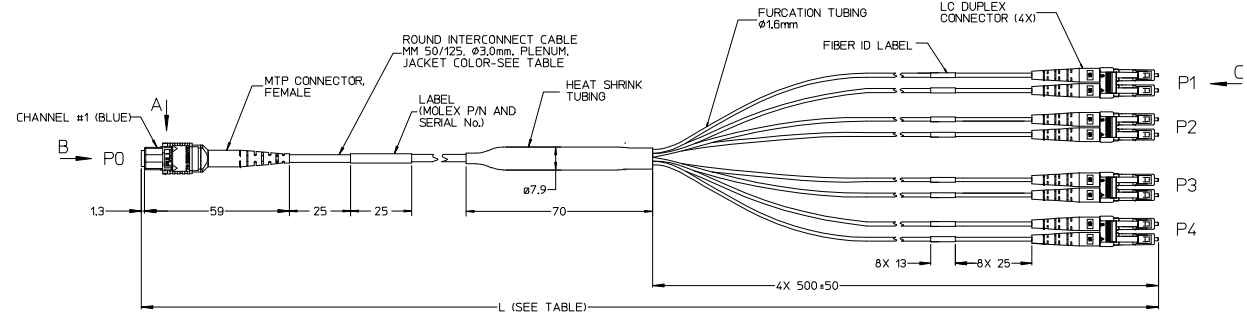


QSFP CABLE ASSEMBLY PART NUMBER				OVERALL LENGTH L (m)	CABLE DIA. (mm)	CABLE TYPE
STANDARD BANDWIDTH (OM2) (ORANGE CABLE)	HIGH BANDWIDTH (OM3) (AQUA CABLE)	HIGH BANDWIDTH (OM4) (AQUA CABLE)				
106283-5001	106283-5101	106283-5401	1.0 +0.2/-0	3.0	BARE FIBER INTERCONNECT, SINGLE JACKET	
106283-5009	106283-5109	106283-5402	2.0 +0.2/-0			
TBD	TBD	106283-5415	2.4 +0.2/-0			
106283-5002	106283-5102	106283-5403	3.0 +0.2/-0			
TBD	TBD	106283-5416	3.8 +0.2/-0			
TBD	106283-5119	TBD	4.0 +0.2/-0			
TBD	TBD	106283-5417	4.6 +0.2/-0			
106283-5003	106283-5103	106283-5404	5.0 +0.20/-0			
TBD	TBD	106283-5411	6.0 +0.20/-0			
TBD	TBD	106283-5418	6.1 +0.20/-0			
106283-5014	106283-5114	106283-5414	7.0 +0.20/-0	4.5	BARE FIBER INTERCONNECT, DUAL JACKET	
TBD	TBD	106283-5419	7.6 +0.20/-0			
106283-5004	106283-5104	106283-5405	10.0 +0.3/-0			
TBD	106283-5117	TBD	12.0 +0.3/-0			
106283-5005	106283-5105	106283-5406	15.0 +0.3/-0			
106283-5007	106283-5107	106283-5407	20.0 +0.4/-0			
106283-5017	106283-5108	106283-5408	30.0 +0.6/-0			
106283-5015	106283-5115	TBD	50.0 +1.0/-0			
TBD	106283-5126	106283-5409	75.0 +1.5/-0			
TBD	106283-5127	106283-5410	80.0 +1.6/-0			
106283-5016	106283-5116	TBD	100.0 +2.0/-0			



NOTES:

1. CABLE ASSEMBLY SPECIFICATIONS:

OPTICAL PROPERTIES

FIBER TYPE MULTIMODE 50/125 4m BEND-INSENSITIVE

CONNECTOR INSERTION LOSS MTP/LC (MAX) 0.5/0.35 dB

CABLE ATTENUATION (MAX) 3.5/1.2 dB/km AT 850/1300 nm

\*BANDWIDTH SEE TABLE 1

ENVIRONMENTAL PROPERTIES

CONNECTOR MATERIALS UL94 V-0

CABLE FLAMMABILITY RATING PLENUM OFNP (NFPA 262/UL 910)

OPERATING TEMPERATURE RANGE -0°C TO +70°C

MECHANICAL PROPERTIES

FIBER COUNT 4 Tx X 4 Rx

CABLE MIN. BEND RADIUS SHORT TERM 50 mm - SINGLE JACKET  
89 mm - DUAL JACKET

LONG TERM 20 mm - SINGLE JACKET  
57 mm - DUAL JACKET

NO LOAD 12.5 mm - SINGLE JACKET  
OR SUBUNIT JACKET OF DUAL JACKET

COMPRESSIVE FORCE SINGLE JACKET OR SUBUNIT JACKET OF DUAL JACKET >3.5 N/mm

△ IN CONTROLLED 90° AND 180° BENDS, CABLE MINIMUM BEND RADIUS CAN BE REDUCED TO 1.5 IN (38 mm).

TABLE 1

FIBER TYPE	OVERFILLED LAUNCH BANDWIDTH, MIN. (MHz-km)		1 GIGABIT ETHERNET LINK DISTANCE, MIN. (m)		10 GIGABIT ETHERNET LINK DISTANCE, MIN. (m)		EFFECTIVE MODAL BANDWIDTH (MHz-km)
	850 nm	1300 nm	850 nm	1300 nm	850 nm	1300 nm	
STANDARD BANDWIDTH (OM2)	500	500	600	---	86	---	---
HIGH BANDWIDTH (OM3)	1500	500	1000	---	300	---	2000
HIGH BANDWIDTH (OM4)	3500	550	1040	---	550	---	4700

<b>ENTER DESCRIPTION</b> EC NO. MF2015-0480 DRAWN/BEWYAK 2015/02/10 CHKD: APPR: GUMIN 2015/02/17	<b>QUALITY SYMBOLS</b> ▽=0 ▽=0	<b>GENERAL TOLERANCES (UNLESS SPECIFIED)</b> DIMENSION STYLE: MM ONLY SCALE: 1:1 DESIGN UNITS: INCH THIRD ANGLE PROJECTION	DRAWN BY: IGUMIN DATE: 2006/01/31	<b>MOLEX QSFP OPTICAL BREAK-OUT CABLE ASSEMBLY</b>  <b>molex</b> DOCUMENT NO. SD-106283-5XXX SHEET NO. 1 OF 1
			CHECKED BY: DATE APPROVED BY: DATE IGUMIN 2010/04/06	
MATERIAL NO. SEE TABLE		ANGLAR ±1/2° DRAFT WHERE APPLICABLE MUST REMAIN WITHIN DIMENSIONS		THIS DRAWING CONTAINS INFORMATION THAT IS PROPRIETARY TO MOLEX INCORPORATED AND SHOULD NOT BE USED WITHOUT WRITTEN PERMISSION