
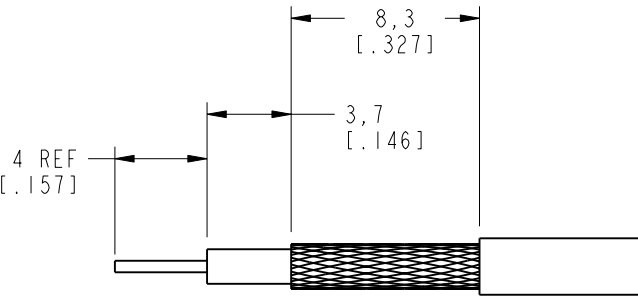
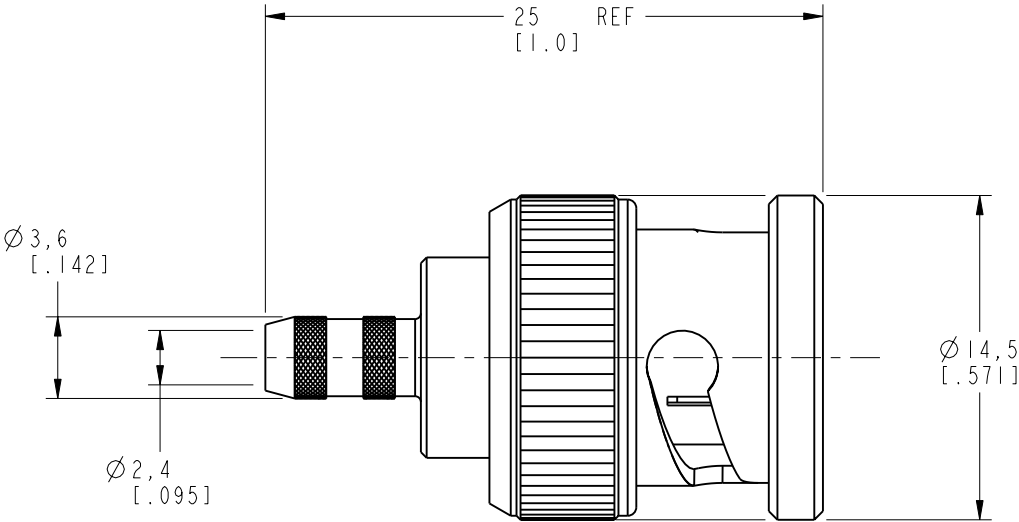


NOTES: 1. MATERIALS OF CONSTRUCTION: SHELL, BODY, FERRULE & RETAINER RING = BRASS (QQ-B-626), NICKEL PLATED CONTACT PIN = BRASS (QQ-B-626), GOLD PLATED WASHER = BRASS (QQ-B-613), NICKEL PLATED SPRING = COPPER, NICKEL PLATED INSULATOR = TEFLON PER MIL-P-19468 GASKET = SILICONE RUBBER, COLOR RED 2. CRIMPED FERRULE: HEX CRIMP SIZE .178 CRIMPED CONTACT PIN: SQ. CRIMP SIZE .042	31-70238		REVISIONS				
	DRAWING NO.		REV	DESCRIPTION	DATE	ECO	APPR
	THIRD ANGLE PROJ. 		A	RELEASE TO MFG.	4/13/00	43311	CPM
		B	NOTE 2 .178 WAS .187		4/25/02	44027	CPM
<div><p>RECOMMENDED CABLE STRIPPING DIM'S. SCALE 3.000</p></div> <div>CUSTOMER OUTLINE DRAWING ALL OTHER SHEETS ARE FOR INTERNAL USE ONLY</div>							
UNLESS OTHERWISE SPECIFIED, DIMENSIONS ARE IN INCHES AND TOLERANCES ARE: 0.5 - 6mm ±0.2mm 6 - 30mm ±0.4mm 30 - 120mm ± 0.6mm NOTICE - These drawings, specifications, or other data (1) are, and remain the property of Amphenol Corp. (2) must be returned upon request; and (3) are confidential and not to be disclosed to any person other than those to whom they are given by Amphenol Corp. The furnishing of these drawings, specifications, or other data by Amphenol Corp., or to any other person to anyone for any purpose is not to be regarded by implication or otherwise in any manner licensing, granting rights or permitting such holder or any other person to manufacture, use or sell any product, process or design, patented or otherwise, that may in any way be related to or disclosed by said drawings, specifications, or other data.	MATERIAL	DRAWN C. McGRATH		DATE 03-Apr-00		TITLE BNC CRIMP PLUG	
		ENGINEER T. AUBIN		DATE 03-Apr-00			
		APPROVED T. AUBIN		DATE 4/12/00			
		CAD FILE I:\BNC75\31-70238		CODE ID 74868	DWG SIZE B	DRAWING NO. 31-70238	
	REFERENCE EAR 967499-0 GEN# ASSYM3_BNC75					REV B	
Amphenol Amphenol Corporation Communication and Network Products Division Danbury, CT U.S.A. 06810				SCALE: 3.0:1	SHEET 2 OF 2		