


Series 517 / 614

Pin grid array sockets and carrier with interstitial contact rows Solder tail



Pin grid array sockets with interstitial contact rows

These sockets of a very compact design have interstitial contact rows with a staggered contact arrangement and row distances of 1.27 mm. Their contact density is nearly double as compared to PGAs based on a standard 2.54 mm grid pattern

They are equipped with machined precision contacts with extra-soft contact clips assuring low insertion/withdrawal forces




Insertion characteristics: 6-finger very low

Ordering information

Replace **xxx-xx-xxx** with number of poles, body size and layout numbers as indicated on pages 91 and 92. For example, a 18x18 pin configuration with 17x17 interstitial rows and standard soldering tails becomes: 517-93-**391-18-101111**

Options:

For other sizes and layouts please consult

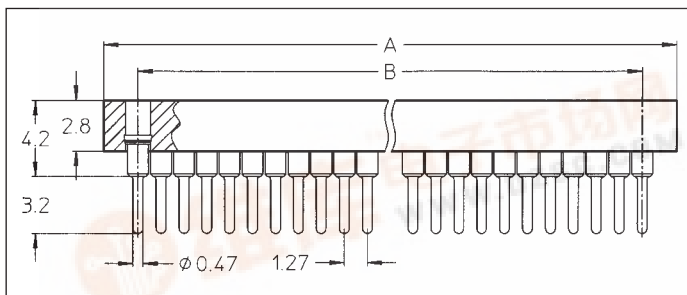
Platings	Sleeve 	Clip 	Pin 
91	5 µm Sn	0.25 µm Au	
93	5 µm Sn	0.75 µm Au	
97	5 µm Sn	Goldflash	

517-91-xxx-xx-xxx-111

517-93-xxx-xx-xxx-111

517-97-xxx-xx-xxx-111 **B**

PGA sockets with interstitial rows and standard solder tails, length 3.2 mm



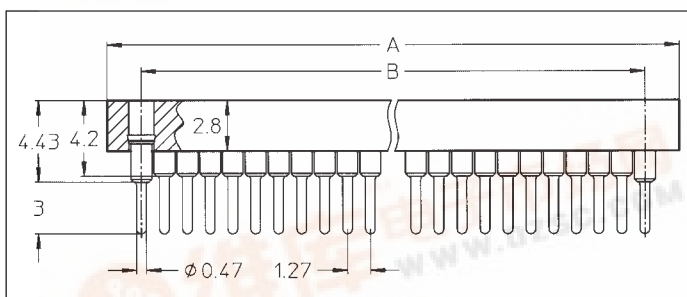
517-91-xxx-**xx**-xxx-111 **B**

517-93-xxx-**xx**-xxx-111 **B**

517-97-xxx-**xx**-xxx-111 **B**

Interstitial PGA socket with standard solder tails and 4 elevating contacts located at the corners for better soldering and cleaning

Add 50 to the fourth group of figures in standard reference number, e.g.
517-93-391-18-101111 becomes 517-93-391-68-101111



614-91-xxx-xx-xxx-144 **B**

614-93-xxx-xx-xxx-144 **B**

614-97-xxx-xx-xxx-144 **B**

PGA carrier socket with disposable plastic body and carrier pins. Low profile ultra thin contacts are plugged-on

Solder terminations Ø 0.88 mm
total length of contact 3.9 mm
Requires Ø min. 0.9 mm holes in PCB

