

[查询1N6310供应商](#)

[捷多邦, 专业PCB打样工厂, 24小时加急出货](#)

- AVAILABLE IN JAN, JANTX, JANTXV, AND JANS PER MIL-PRF-19500/533
- 500 mW ZENER DIODES
- NON CAVITY CONSTRUCTION
- METALLURGICALLY BONDED

**1N6309
THRU
1N6320**

MAXIMUM RATINGS

Operating Temperature: -65°C to +175°C
 Storage Temperature: -65°C to +175°C
 Power Dissipation: 500 mW @ $T_L=+75^\circ\text{C}$ @ $L=3/8''$
 Power Derating: 5mW/°C above $T_L=+75^\circ\text{C}$
 Forward Voltage: 1.4V dc @ $I_F=1\text{A}$ dc (Pulsed)

ELECTRICAL CHARACTERISTICS @ 25°C, unless otherwise specified

TYPE	V _{Z2} NOM. ±5% @ I _{Z2}	V _{Z1} MIN. @I _{Z1} 250µA	I _{Z2} TEST CURRENT	Z _Z @ I _{Z2}	Z _{ZK} @ 250µA	I _{ZM}	V _Z (reg) Δ V _Z (1)	I _{ZSM} SURGE	V _R	I _{R1} @ 25°C	I _{R2} @ TA= 150°C	N _D @250 µA 1-3 kHz
	VOLTS	VOLTS	mA	OHMS	OHMS	mA	VOLTS	AMPS	VOLTS	µA	µA	µV
1N6309	2.4	1.1	20	30	1200	177	1.5	2.5	1.0	100	200	1.0
1N6310	2.7	1.2	20	30	1300	157	1.5	2.2	1.0	60	150	1.0
1N6311	3.0	1.3	20	29	1400	141	1.5	2.0	1.0	30	100	1.0
1N6312	3.3	1.5	20	24	1400	128	1.6	1.8	1.0	5.0	20	1.0
1N6313	3.6	1.8	20	22	1400	117	1.6	1.65	1.0	3.0	12	1.0
1N6314	3.9	2.0	20	20	1700	108	1.6	1.5	1.0	2.0	12	1.0
1N6315	4.3	2.4	20	18	1400	99	0.9	1.4	1.0	2.0	12	1.0
1N6316	4.7	2.8	20	16	1500	90	0.5	1.27	1.5	5.0	12	1.0
1N6317	5.1	3.3	20	14	1300	83	0.4	1.17	2.0	5.0	12	1.0
1N6318	5.6	4.3	20	8.0	1200	76	0.4	1.10	2.5	5.0	10	2.0
1N6319	6.2	5.2	20	3.0	800	68	0.3	0.97	3.5	5.0	10	5.0
1N6320	6.8	6.0	20	3.0	400	63	0.35	1.23	4.0	2.0	50	5.0

NOTE 1 Δ V_Z = V_Z @ 20 mAdc minus V_Z @ 2 mAdc

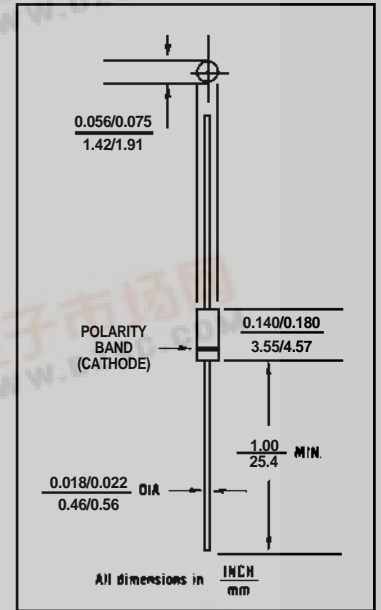


FIGURE 1

DESIGN DATA

CASE: Hermetically sealed, Glass "D"
 Body per MIL-PRF- 19500/533. D-5D

LEAD MATERIAL: Copper clad steel

LEAD FINISH: Tin / Lead

THERMAL RESISTANCE: (R_{θJL}): 250
 °C/W maximum

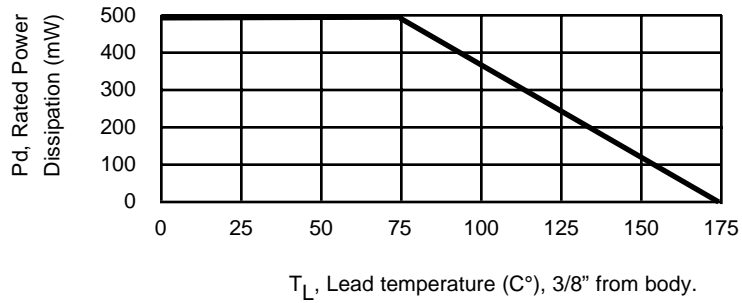
THERMAL IMPEDANCE: (Z_{θJX}): 15
 °C/W maximum

POLARITY: Diode to be operated with
 the banded (cathode) end positive.

MOUNTING POSITION: Any

1N6309 thru 1N6320

FIGURE 2



POWER DERATING CURVE

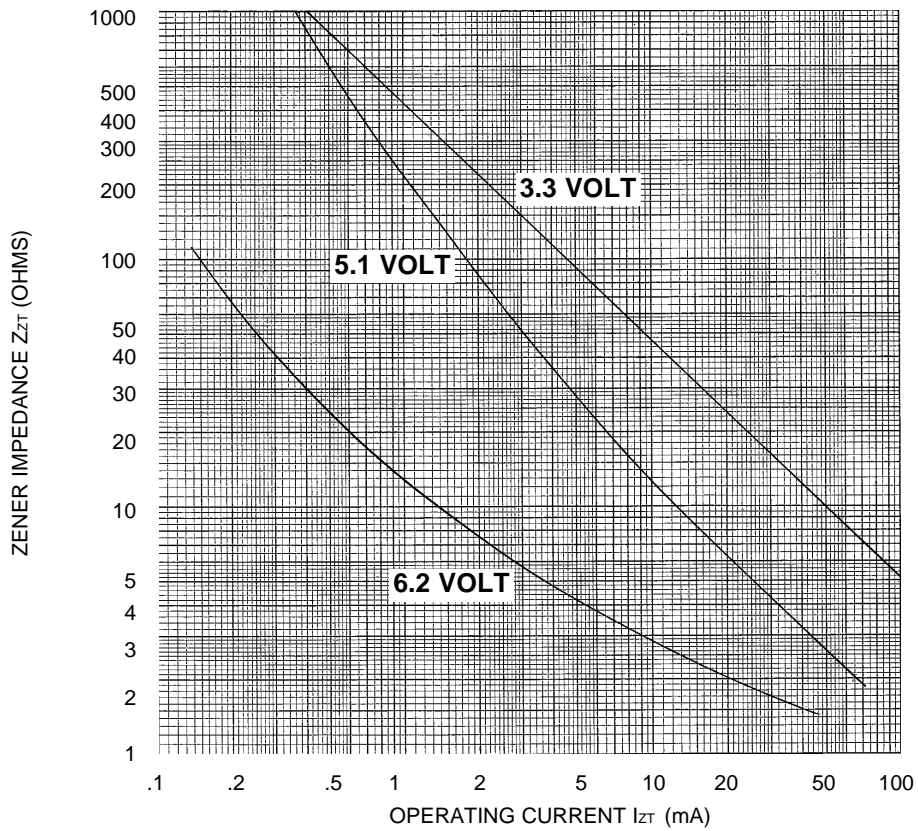


FIGURE 3

ZENER IMPEDANCE VS. OPERATING CURRENT