

查询CDLL0.2A20供应商

捷多邦 专业PCB打样工厂, 24小时加急出货

- 1N6677UR-1 AVAILABLE IN JAN, JANTX, JANTXV AND JANS PER MIL-PRF-19500/610
- 0.2 & 0.5 AMP SCHOTTKY BARRIER RECTIFIERS
- HERMETICALLY SEALED
- LEADLESS PACKAGE FOR SURFACE MOUNT
- METALLURGICALLY BONDED
- DOUBLE PLUG CONSTRUCTION

1N6677UR-1  
and  
CDLL6675 thru CDLL6677  
and  
CDLL0.2A20 thru 40  
and  
CDLL0.5A20 thru 40

### MAXIMUM RATINGS, 0.2 AMP DEVICES

Operating Temperature: -65°C to +125°C  
Storage Temperature: -65°C to +150°C  
Average Rectified Forward Current: 0.2 AMP @  $T_{EC} = +100^\circ\text{C}$   
Derating: 8.0 mA / °C above +100°C

ELECTRICAL CHARACTERISTICS @ 25°C, unless otherwise specified.

CDI TYPE NUMBER	WORKING PEAK REVERSE VOLTAGE $V_{RWM}$	MAXIMUM FORWARD VOLTAGE			MAXIMUM REVERSE LEAKAGE CURRENT AT RATED VOLTAGE		MAXIMUM CAPACITANCE @ $V_R = 0$ VOLTS $f = 1.0$ MHz
		$V_F @ 20$ mA	$V_F @ 200$ mA	$V_F @ 630$ mA	$I_R @ +25^\circ\text{C}$	$I_R @ +100^\circ\text{C}$	$C_T$
		VOLTS	VOLTS	VOLTS	$\mu\text{A}$	mA	PICO FARADS
CDLL6675	20	0.37	0.50	0.70	5.0	0.6	50
CDLL6676	30	0.37	0.50	0.70	5.0	0.6	50
CDLL6677	40	0.37	0.50	0.70	5.0	0.6	50
CDLL0.2A20	20	0.37	0.50	0.70	5.0	0.6	50
CDLL0.2A30	30	0.37	0.50	0.70	5.0	0.6	50
CDLL0.2A40	40	0.37	0.50	0.70	5.0	0.6	50

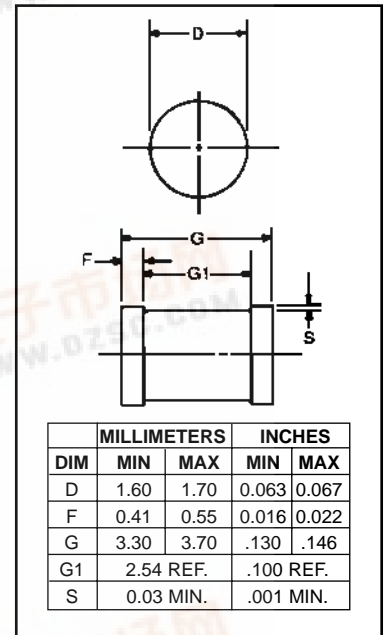


FIGURE 1

### MAXIMUM RATINGS, 0.5 AMP DEVICES

Operating Temperature: -65°C to +125°C  
Storage Temperature: -65°C to +150°C  
Average Rectified Forward Current: 0.5 AMP @  $T_{EC} = +75^\circ\text{C}$   
Derating: 6.67 mA / °C above  $T_{EC} = +75^\circ\text{C}$

ELECTRICAL CHARACTERISTICS @ 25°C, unless otherwise specified.

CDI TYPE NUMBER	WORKING PEAK REVERSE VOLTAGE $V_{RWM}$	MAXIMUM FORWARD VOLTAGE		MAXIMUM REVERSE LEAKAGE CURRENT AT RATED VOLTAGE		MAXIMUM CAPACITANCE @ $V_R = 0$ VOLTS $f = 1.0$ MHz
		$V_F @ 0.1\text{A}$	$V_F @ 0.5\text{A}$	$I_R @ +25^\circ\text{C}$	$I_R @ +100^\circ\text{C}$	$C_T$
		VOLTS	VOLTS	$\mu\text{A}$	mA	PICO FARADS
CDLL0.5A20	20	0.50	0.65	10.0	1.0	50
CDLL0.5A30	30	0.50	0.65	10.0	1.0	50
CDLL0.5A40	40	0.50	0.65	10.0	1.0	50

### DESIGN DATA

**CASE:** DO-213AA, Hermetically sealed glass case. (MELF, SOD-80, LL34)

**LEAD FINISH:** Tin / Lead

**THERMAL RESISTANCE:** ( $R_{QJEC}$ ): 100 °C/W maximum at L = 0 inch

**THERMAL IMPEDANCE:** ( $Z_{JX}$ ): 20 °C/W maximum

**POLARITY:** Cathode end is banded.

**MOUNTING SURFACE SELECTION:**  
The Axial Coefficient of Expansion (COE) Of this Device is Approximately +6PPM/°C. The COE of the Mounting Surface System Should Be Selected To Provide A Suitable Match With This Device.



**COMPENSATED DEVICES INCORPORATED**

22 COREY STREET, MELROSE, MASSACHUSETTS 02176

PHONE (781) 895-1074

FAX (781) 895-7070

# CDLL6675 thru CDLL6677 and CDLL0.2A20 thru CDLL0.2A40 and CDLL0.5A20 thru CDLL0.5A40

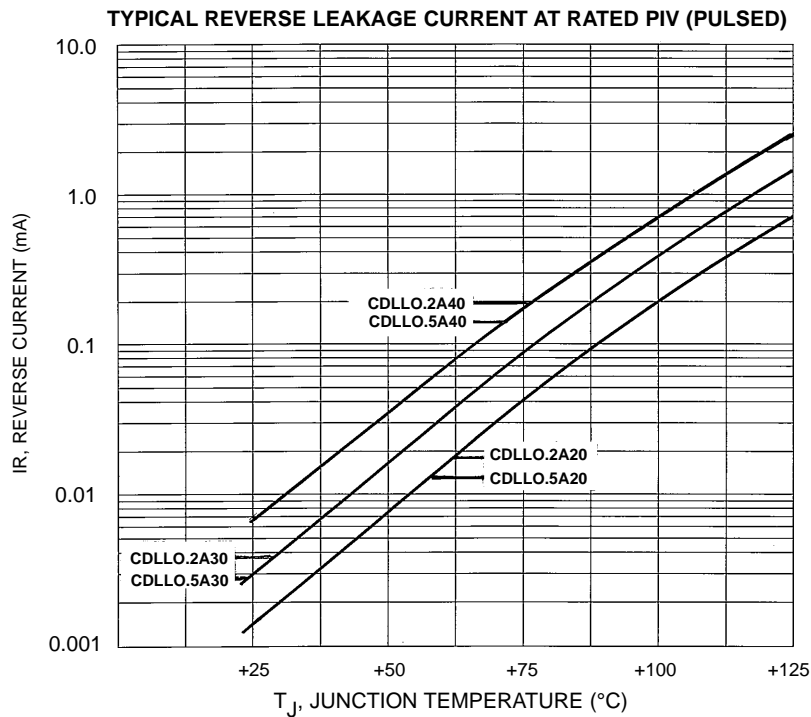


FIGURE 1

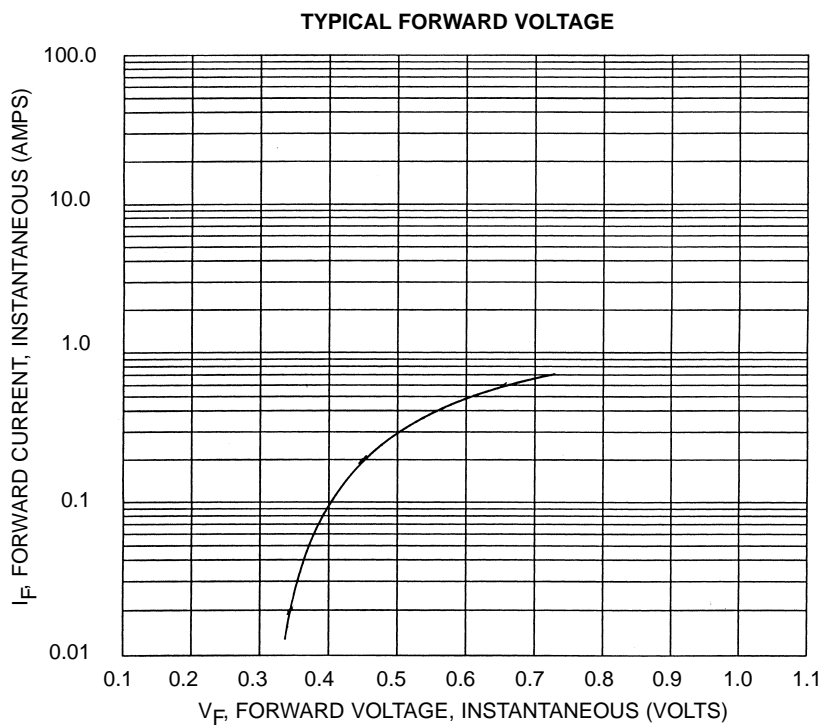


FIGURE 2