

# Air Curtains

Complex  
AC & HAC RANGE

Multi directional, powerful fan heaters provide a warm air barrier to reduce building heat losses through external doors that are frequently opened. Air curtains reduce overall energy costs in commercial applications and improve comfort in the working environment. Two ranges are available. The AC Range is the popular choice for shops, reception areas, offices, and restaurants and light industrial use. The HAC Range are powerful models suitable for industrial applications and high level use.

- ▣ Adjustable wall brackets for ceiling or wall mounting.
- ▣ Adjustable air flow direction.
- ▣ Outputs from 3kW to 6kW (AC Range) and from 4.5kW to 12kW (HAC Range).
- ▣ Integral controls (AC Range only).
- ▣ Optional remote control for all models.
- ▣ Choice of heat settings and fan only operation for air circulation in summer.
- ▣ Models AC3 and AC45 designed for single doorways. Model AC6 and HAC range suitable for double doorways.

## Controls

### AC Range


Integral controls for fan only, half heat or full heat. Optional remote control switch — Part No. AC0001

### HAC Range

No integral controls. Heater must be connected to a remote control — (Part No. HA99000). Can control up to 4 linked heaters. Provides thermostatic control, fan only operation, high and low fan speeds.

## Construction and Finish

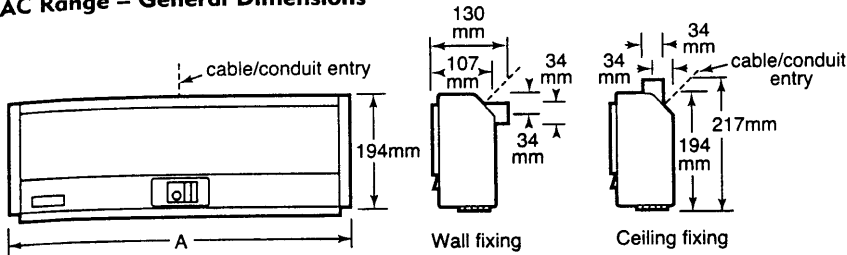
Pressed steel casing. AC range finished in willow white stove enamel. HAC range finish is durable white epoxy powder coat. HAC range is drip proof (IP21 rated).



700 - 7917

## Technical Specification

### AC Range - General Dimensions



### Installation

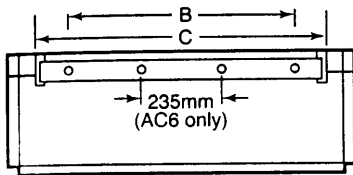
#### AC Range

Models AC3 and AC6 are designed for optimum mounting height up to 2.3m from floor. Model AC45 has a more powerful fan motor and element allowing mounting up to 2.8m. Detachable mounting bracket allows versatile ceiling or wall mounting and airflow direction between horizontal and vertical.

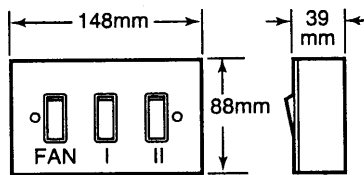
#### HAC Range

Designed for optimum mounting between 2 and 3m from floor. Detachable heavy-duty mounting brackets allow ceiling or wall mounting and adjustment of mounting angle. Mounting template marked on carton.

### AC Range - Fixing Dimensions



### AC Range - Remote Control Dimensions



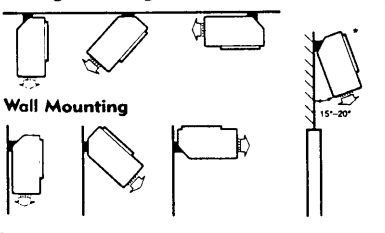
### Electrical Connection

No cable supplied, designed for connection to the fixed wiring of the premises through an adjacent double pole switch or conduit connection.

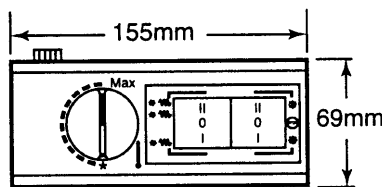
### Remote Control AC0001

Connection from the optional remote control switch may be carried out either by conduit entry or cables run to the heater through a conduit bush. Switch requires a standard 2 Gang flush box. For AC6 only an additional D.P. isolating switch (not supplied) will be required when using AC0001 remote switch.

### AC & HAC Ranges



### HAC - Remote Control Dimensions

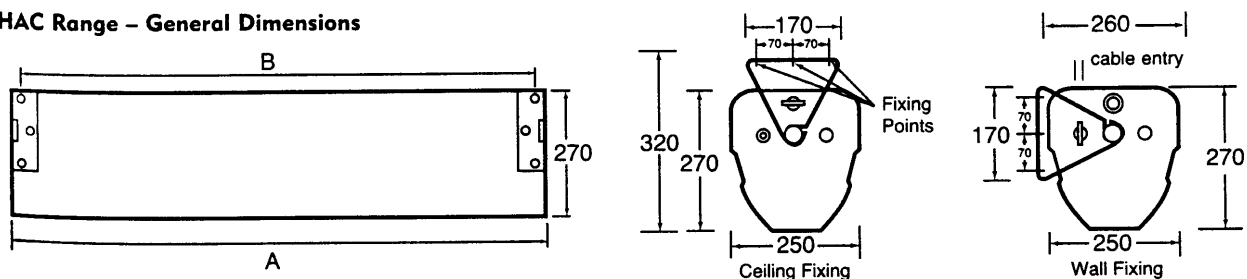


### Safety Protection

#### AC Range

2 manual reset thermal cut-outs (supply interrupt type on AC6).

### HAC Range - General Dimensions



Model No.	Loading	Outputs	Length (A)	Height	Depth	Weight	Optimum Mounting Height	Wall Fixing Points (B)	Length of Bracket (C)	Airflow Litres/Sec	Noise Level dB(A)
AC3	3.0kW	1.5kW/3.0kW	600mm	194mm	107mm	5.8kg	2.3m	406mm	506mm	59	59.5
AC45	4.5kW	2.25kW/4.5kW	600mm	194mm	107mm	5.9kg	2.8m	406mm	506mm	69	64.5
AC6	6.0kW	3.0kW/6.0kW	900mm	194mm	107mm	8.5kg	2.3m	706mm	808mm	124	64.5
HAC45	4.5kW	2.25kW/4.5kW	1100mm	270mm	205mm	20kg	2 to 3m	1050mm	1170mm	305	64
HAC60	6.0kW	3.0kW/6.0kW	1100mm	270mm	205mm	20kg	2 to 3m	1050mm	1170mm	305	64
HAC90	9.0kW	4.5kW/9.0kW	1550mm	270mm	205mm	30kg	2 to 3m	1500mm	1620mm	333	60
HAC1			1550mm	270mm	205mm	30kg	2 to 3m	1500mm	1620mm	333	60