

YA846C04 (30A)

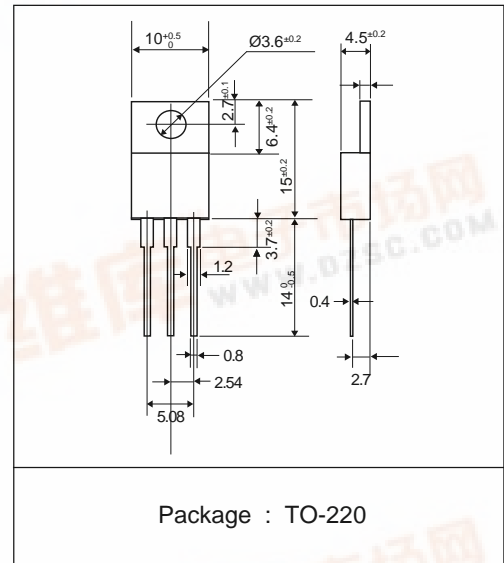
(45V / 30A)

Schottky barrier diode

Major characteristics

Characteristics	YA846C04	Units	Condition
V _{RRM}	45	V	
V _F	0.4	V	T _j =125°C, typ
I _o	30	A	

Outline drawings, mm



Features

- Low V_F
- Optimized for 3.3V
- 5V output application
- Center tap connection

Applications

- High frequency operation
- DC-DC converters
- AC adapter

Maximum ratings and characteristics

- Absolute maximum ratings

Item	Symbol	Conditions	Rating	Unit
Repetitive peak surge reverse voltage	V _{RSM}	tw=500ns, duty=1/40	45	V
Repetitive peak reverse voltage	V _{RRM}		45	V
Average output current	I _o	Square wave, duty=1/2 T _c =98°C	30 *	A
Non-repetitive surge current	I _{FSM}	Sine wave 10ms, 1shot	200	A
Operating junction temperature	T _j		+150	°C
Storage temperature	T _{stg}		-40 to +150	°C

* Average output current at centertap full wave connection

- Electrical characteristics (T_c=25°C Unless otherwise specified)

Item	Symbol	Conditions	Max.	Unit
Forward voltage drop	V _F	I _{FM} =12.5A	0.55	V
Reverse current	I _R	V _R =V _{RRM}	5.0	mA

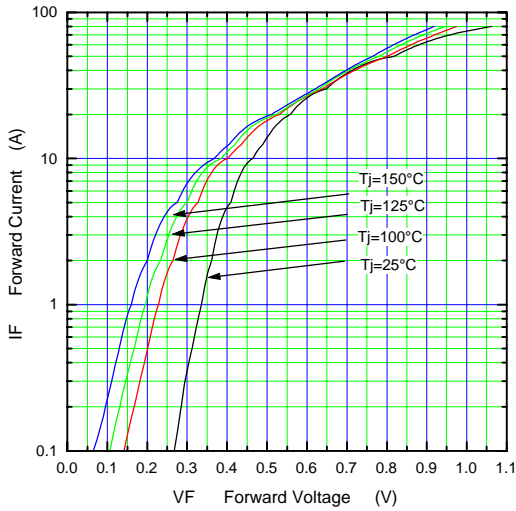
- Electrical characteristics (T_c=25°C Unless otherwise specified)

Item	Symbol	Condition	Max.	Unit

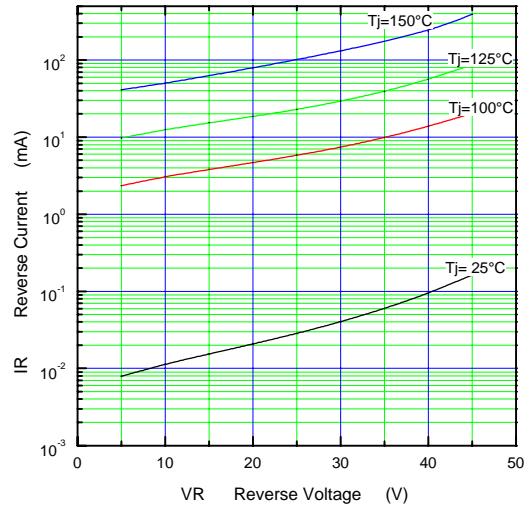


Characteristics

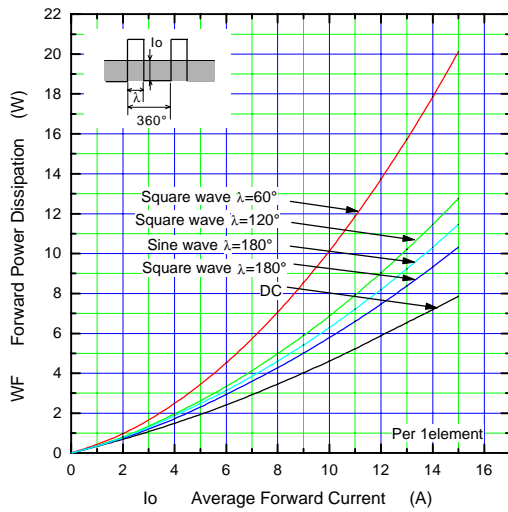
Forward Characteristic (typ.)



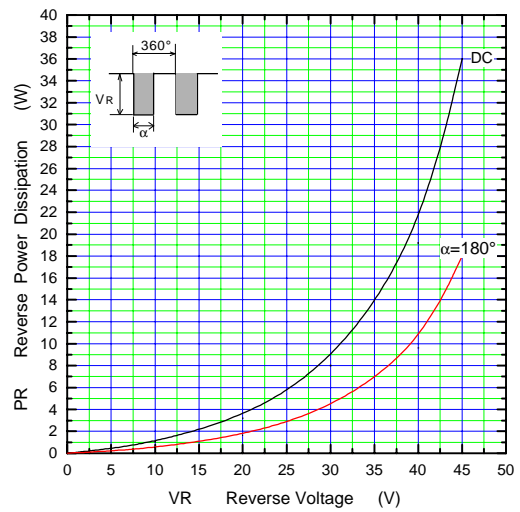
Reverse Characteristic (typ.)



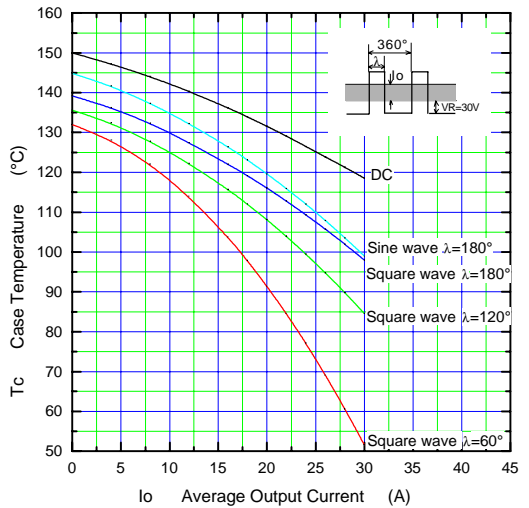
Forward Power Dissipation



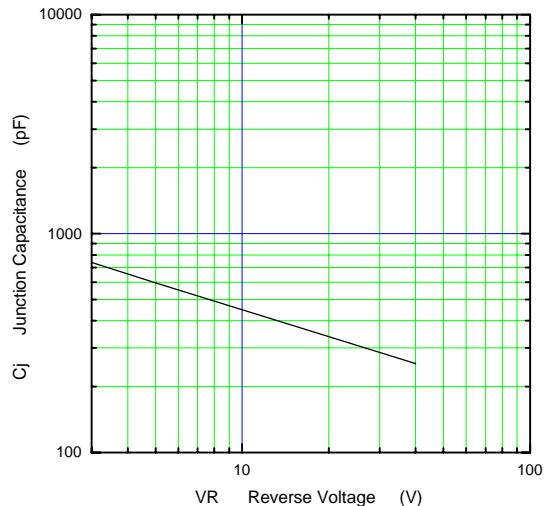
Reverse Power Dissipation



Current Derating (Io-Tc)



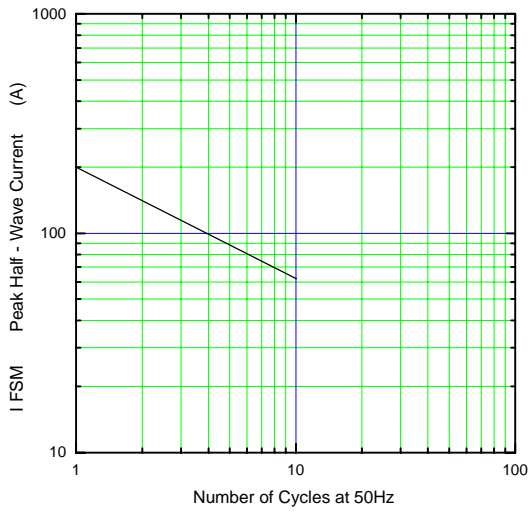
Junction Capacitance Characteristic (typ.)



(45V / 30A)

YA846C04 (30A)

Surge Capability



Transient Thermal Impedance

