

GBJ15005 THRU GBJ1510

GLASS PASSIVATED SINGLE-PHASE BRIDGE RECTIFIER

REVERSE VOLTAGE: 50 to 1000 V

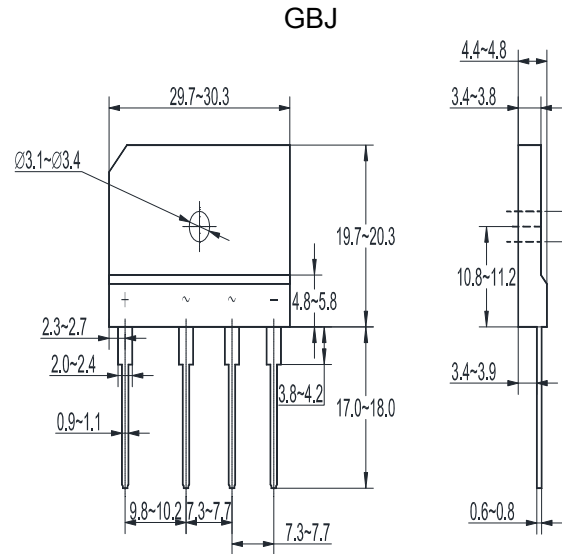
FORWARD CURRENT: 15 A

Features

- Glass passivated chip junction
- Ideal for printed circuit board
- Low reverse leakage current
- Low forward voltage drop
- High surge current capability

Mechanical data

- Case: Molded plastic, GBJ
- Epoxy: UL 94V-0 rate flame retardant
- Mounting Position: Any



Dimensions in inches and (millimeters)

Absolute Maximum Ratings and Characteristics

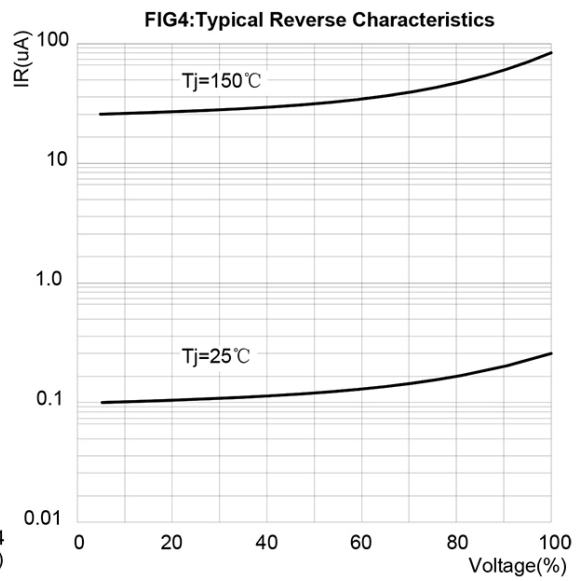
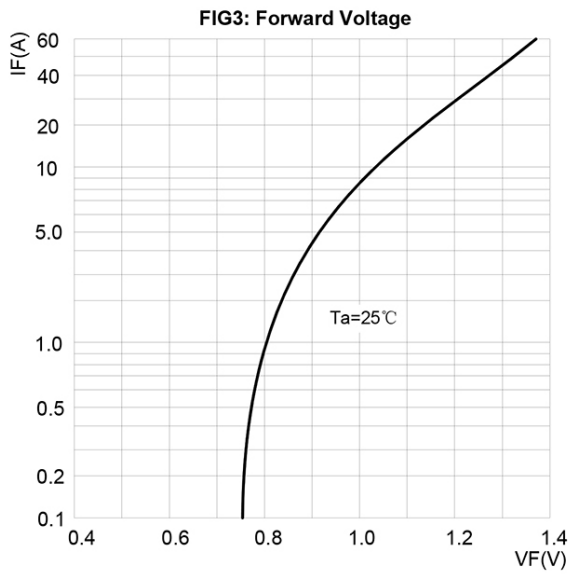
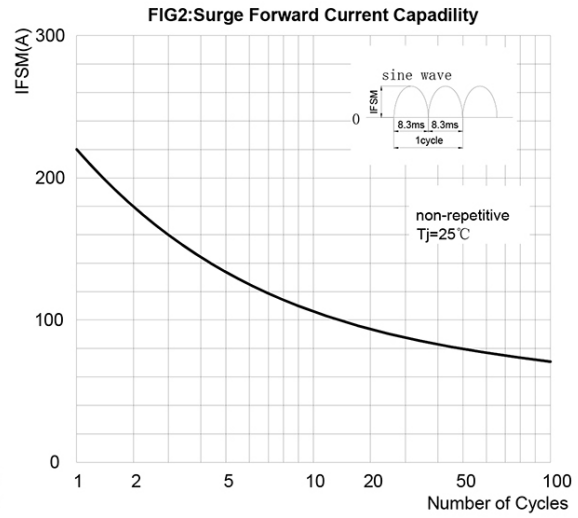
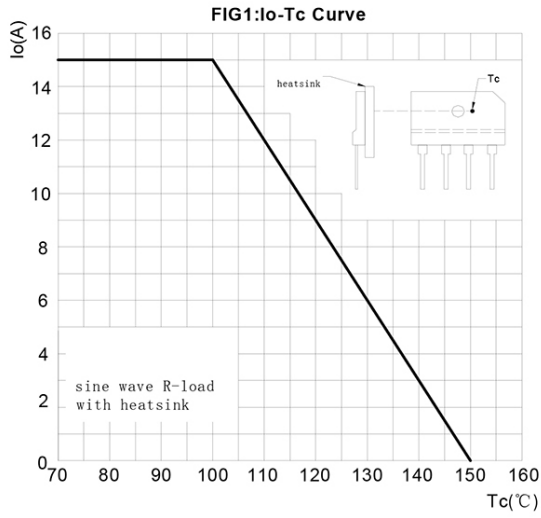
Ratings at 25 °C ambient temperature unless otherwise specified. Single phase, half wave, 60 Hz, resistive or inductive load. For capacitive load, derate current by 20%.

Parameter	Symbols	GBJ 15005	GBJ 1501	GBJ 1502	GBJ 1504	GBJ 1506	GBJ 1508	GBJ 1510	Units
Maximum Recurrent Peak Reverse Voltage	V_{RRM}	50	100	200	400	600	800	1000	V
Maximum RMS Voltage	V_{RMS}	35	70	140	280	420	560	700	V
Maximum DC Blocking Voltage	V_{DC}	50	100	200	400	600	800	1000	V
Maximum Average Forward Rectified Current with Heatsink at $T_C = 100\text{ }^\circ\text{C}$	$I_{(AV)}$	15							A
Peak Forward Surge Current, 8.3 ms Single Half-Sine -Wave superimposed on rated load (JEDEC Method)	I_{FSM}	220							A
Current Squared Time at $1\text{ ms} \leq t \leq 8.3\text{ ms}$	I^2t	200							A^2S
Maximum Forward Voltage at 7.5 A DC	V_F	1.1							V
Maximum Reverse Current at $T_A = 25\text{ }^\circ\text{C}$ at Rated DC Blocking Voltage $T_A = 125\text{ }^\circ\text{C}$	I_R	500							μA
Typical Thermal Resistance, without heatsink	$R_{\theta JA}$	22							$^\circ\text{C/W}$
Typical Thermal Resistance, with heatsink	$R_{\theta JC}$	1.5							$^\circ\text{C/W}$
Operating and Storage Temperature Range	T_J, T_{Stg}	- 55 to + 150							$^\circ\text{C}$

TOP DYNAMIC



GBJ15005 THRU GBJ1510



TOP DYNAMIC

