

1

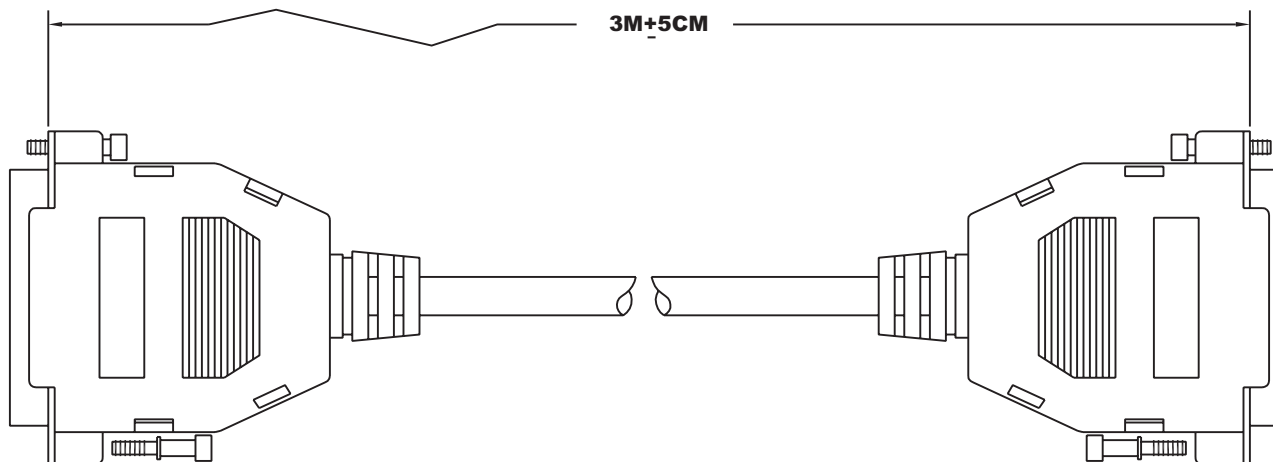
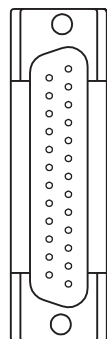
2

3

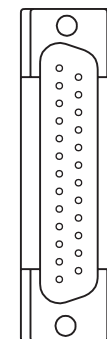
4

A

DB25 Female



DB25 Female



A

B

B

Material:

- 1.Cable: #28 7C+1+AL/MY(Beige PVC Jacket) O.D:5.0MM
- 2.Both connectors with normal type
- 3.Screw(Metal):#4-40UNC Type
- 4.Assembly(Snap Hood) Type

Notes:

- 1.Total Length: 3M±5CM
- 2.Color: Beige
- 3.Assembly Type

Configuration:

DB25F	DB25F
1	1
2	3
3	2
4	5
5	4
6,8,20	6,8,20
7	7
Shield	Shield

RoHS
Compliant

C

C

Description

Name :

AK251-3M-R

DB25 Female-DB25 Female

D

D

ASSMANN
Electronic Components

1

2

3

4

THIS DRAWING IS UNPUBLISHED

© Copyright 2005 by Assmann Electronic Components All International Rights Reserved

This drawing is a controlled document for Assmann Electronics, Inc. It is subject to change and the controlling engineering organization should be contacted for the latest revision.