查询AR50A供应商 捷多邦，专业PCB打样工厂，24小时加急出货

TSC

ARS50 / AR50

50.0 AMPS. High Current Plastic Silicon Rectifiers

Voltage Range
50 to 1000 Volts
Current
50.0 Amperes

Features

- Plastic material used carries Underwriters Laboratory Classification 94V-O
- Low cost construction utilizing void-free molded plastic technique
- Low cost
- Diffused junction
- Low leakage
- High surge capability
- High temperature soldering guaranteed: 260°C for 10 seconds

Mechanical Data

- Case: Molded plastic case
- Terminals: Plated terminals, solderable per MIL-STD-202, Method 208
- Polarity: Color ring denotes cathode end
- Weight: 0.07 ounce, 1.8 grams
- Mounting position: Any

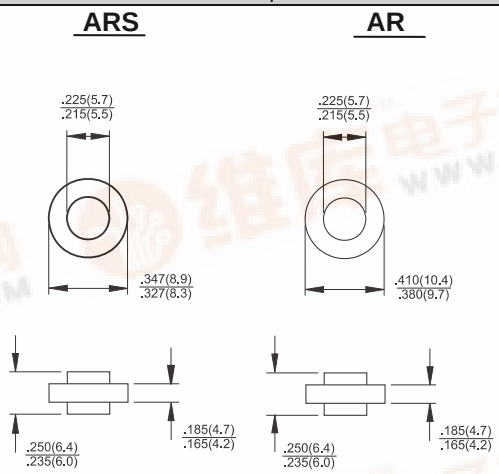

Dimensions in inches and (millimeters)

Maximum Ratings and Electrical Characteristics

Rating at 25℃ ambient temperature unless otherwise specified.
Single phase, half wave, 60 Hz, resistive or inductive load.
For capacitive load, derate current by 20%

Type Number	Symbol	ARS 50A / AR 50A	ARS 50B / AR 50B	ARS 50D / AR 50D	ARS 50G / AR 50G	ARS 50J / AR 50J	ARS 50K / AR 50K	ARS 50M / AR 50M	Units
Maximum Recurrent Peak Revere Voltage	V_{RRM}	50	100	200	400	600	800	1000	V
Maximum RMS Voltage	V_{RMS}	35	70	140	280	420	560	700	V
Maximum DC Blocking Voltage	V_{DC}	50	100	200	400	600	800	1000	V
Maximum Average Forward Rectified Current @Tc = 135℃	$I_{(AV)}$	50							A
Peak Forward Surge Current, 8.3 ms Single Half Sine-wave Superimposed on Rated Load (JEDEC method) at T_J=150°C	I_{FSM}	500							A
Maximum Instantaneous Forward Voltage @ 50A	V_F	1.1							V
Maximum DC Reverse Current @ Tc=25℃ at Rated DC Blocking Voltage @ Tc=100℃	I_R	5.0 250							uA uA
Typical Reverse Recovery Time (Note 2)	Trr	3.0							uS
Typical Junction Capacitance (Note 1) T_J=25°C	Cj	300							pF
Typical Thermal Resistance (Note 3)	$R\theta_{JC}$	1.0							℃/W
Operating and Storage Temperature Range	T_J, T_{STG}	-50 to +175							℃

Notes: 1. Measured at 1 MHz and Applied Reverse Voltage of 4.0 V D.C.
2. Reverse Recovery Test Conditions: I_F=0.5A, I_R=1.0A, I_{RR}=0.25A
3. Thermal Resistance from Junction to Case, Singe Side Cooled.

找PDF 维库一下 pdf.dzsc.com

RATINGS AND CHARACTERISTIC CURVES (ARS50 THRU AR50)

FIG.1- MAXIMUM FORWARD CURRENT DERATING CURVE

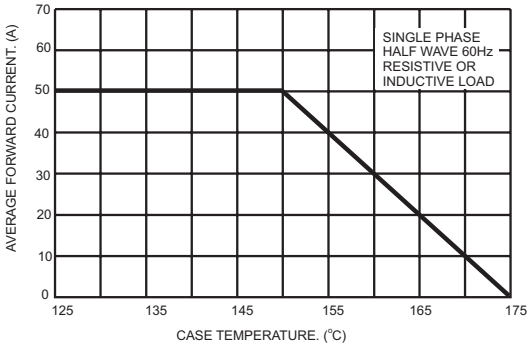

FIG.2- MAXIMUM NON-REPETITIVE PEAK FORWARD SURGE CURRENT

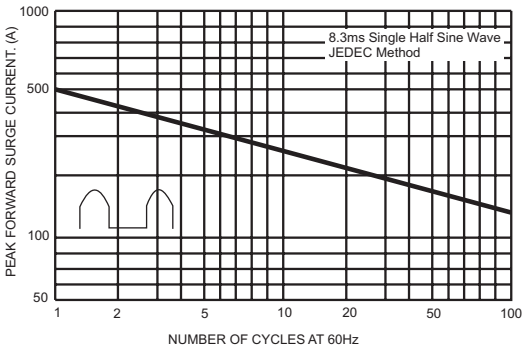

FIG.3- TYPICAL FORWARD CHARACTERISTICS

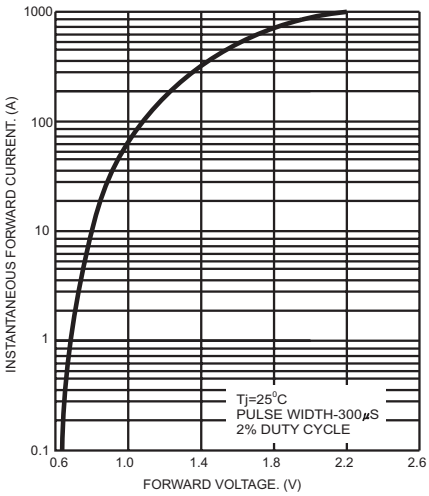

FIG.4- TYPICAL REVERSE CHARACTERISTICS

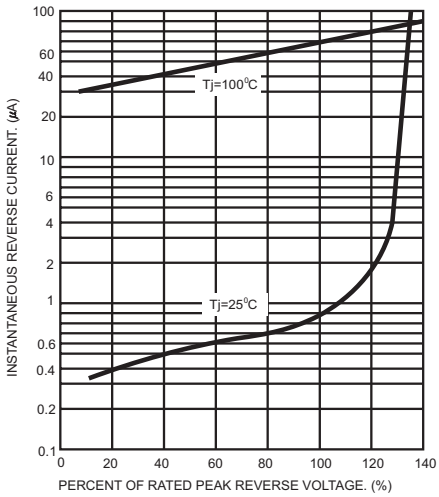
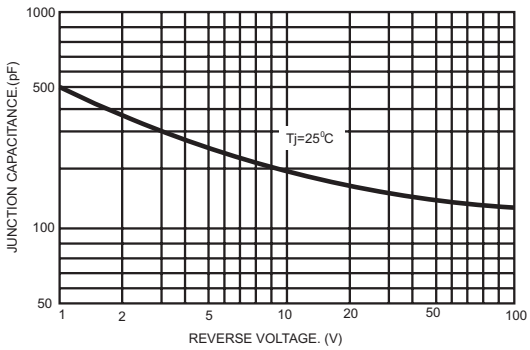
FIG.5- TYPICAL JUNCTION CAPACITANCE