

3.96mm Pitch Connector Directly Mounted on Board

DF6 Series



■Features

1. Service Efficiency Up

Conventional thick cables are directly mounted on the board piece by piece, but connectorization has achieved soldering services in a batch. This product enhances soldering service efficiency.

2. Miniaturization

This product achieves miniaturization for thick cables.

Mounting height on board : 7.5mm


Width : 5.0mm

3. Board Prefixed Mechanism

Since the connector is softly press-fitted to the board for insertion, it can be prefixed to the board.

■Applications

Secondary power supply units for various equipment



■Product Specifications

Rating	Current rating (Note 1)	AWG 18 : 5A	Operating Temperature Range	-35 to +85℃ (Note 1)
		Cable size AWG 20 : 4A	Operating Moisture Range	20 to 80%
	Voltage rating	AWG 22 : 3A 300V AC	Storage Temperature Range	-10 to +60℃ (Note 2)
			Storage Humidity Range	40 to 70% (Note 2)

Item	Specification	Condition
1. Insulation Resistance	1000M ohms min.	500V DC
2. Withstanding voltage	No flashover or insulation breakdown.	1500V AC/1 minute
3. Contact Resistance	15m ohms max.	100mA
4. Vibration	No damage, cracks, or parts looseness.	Frequency: 10 to 55 Hz, single amplitude of 0.75 mm, 2 hours in each of the 3 directions.
5. Humidity (Steady state)	No damage, cracks, or parts looseness.	96 hours at temperature of 40℃ and humidity of 90% to 95%
6. Temperature Cycle	No damage, cracks, or parts looseness.	(-55℃: 30 minutes → 15 to 35℃: 10 minutes → 85℃: 30 minutes → 5 to 35℃: 10 minutes) 5 cycles
7. Resistance to Soldering heat	No deformation of components affecting performance.	Flow: 250℃ for 10 seconds
		Manual soldering: 300℃ for 3 seconds

Note 1: Includes temperature rise caused by current flow.

Note 2: The term "storage" refers to products stored for long period of time prior to mounting and use. Operating Temperature Range and Humidity range covers non conducting condition of installed connectors in storage, shipment or during transportation.

■Material

Product	Part	Material	Finish	Remarks
Crimping Plug	Insulator	Polyamide	White	UL94V-0
Crimping Contact for Plug	Brass	Copper Alloy	Tin plated	_____

Note: HRS's tin plating process takes measures against whisker.

■Ordering Information

●Crimping Plug

DF6 - * P - 3.96 C

① ② ③ ④ ⑤

① Series Name : DF 6	④ Contact pitch: 3.96mm
② Number of contacts: 1~8, 10	⑤ C: Crimping plug
③ Connector type P: Plug	


●Crimping Contact

DF6A - 1822 PCF

① ② ③

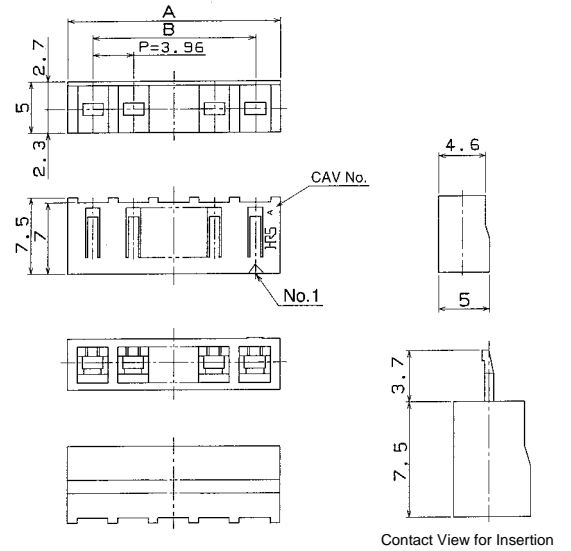
① Applicable cable type None: UL 1007 A: UL 1015	③ Packaging type PCF: Plug contact, reel packaging SC: Plug contact, bag packaging
② Applicable cable size 1822: AWG#18~#22	

■Precrimping Plug

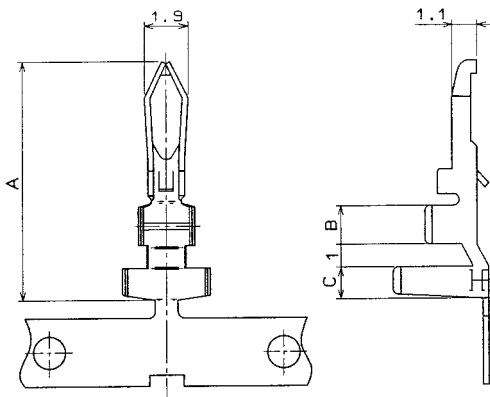


Part Number	CL No.	Number of Contacts	A	B
DF6- 1P-3.96C	546-0001-1	1	4.92	—
DF6- 2P-3.96C	546-0002-4	2	8.88	3.96
DF6- 3P-3.96C	546-0003-7	3	12.84	7.92
DF6- 4P-3.96C	546-0004-0	4	16.80	11.88
DF6- 5P-3.96C	546-0005-2	5	20.76	15.84
DF6- 6P-3.96C	546-0006-5	6	24.72	19.80
DF6- 7P-3.96C	546-0007-8	7	28.68	23.76
DF6- 8P-3.96C	546-0008-0	8	32.64	27.72
DF6-10P-3.96C	546-0011-5	10	40.56	35.64

Note: A packaging quantity is delivered by the bag unit (100 pcs.).



■Crimping Contact



●Slip length

DF6-1822PC (F): 2.1mm to 2.6mm

DF6A-1822PC (F): 2.3mm to 2.8mm

●Applicable through-hole: $1.8^{+0.15}_0$

Part Number	CL No.	Applicable Cable				Packaging Type	Quantity	A	B	C
		UL style	Jacket dia.	AWG size	Contact Construct					
DF6 -1822PCF	546-0009-3	1007	1.5 to 2.2mm	AWG 18	34 cores/0.18mm	Reel	5,000	10.2	1.5	1.2
DF6 -1822PC	546-0010-2			AWG 20	21 cores/0.18mm	Bag	100			
DF6A-1822PCF	546-0013-0	1015	2.2 to 2.9mm	AWG 22	17 cores/0.16mm	Reel	3,000	10.5	1.7	1.4
DF6A-1822PC	546-0014-3					Bag	100			

Note 1. The applicable cable conductor is a tin plated and annealed copper wire.

Note 2. If other cables are used instead of the applicable cable, contact the Hirose Sales Department.

◆Applicable Crimping Tools

Type/Item	Part Number	CL No.	Applicable Contact
Applicator	AP105-DF6-1822P	901-4505-9	DF6 -1822PCF
	AP105-DF6A-1822P	901-4520-2	DF6A-1822PCF
Press unit	CM-105	901-0005-4	—
Manual crimping tool	DF6 -TA1822HC	550-0174-9	DF6 -1822PC
	DF6A-TA1822HC	550-0222-0	DF6A-1822PC
Extraction tool	DF-C-PO(A)	550-0170-8	DF6/DF6A-1822PC(F)

Note: If any trouble has been caused due to other tools, which are not designated by Hirose, Hirose never guarantee any products.

◆Precautions

1.Recommended soldering condition	Flow: 250℃ for 3 seconds Manual soldering: 290℃ for 2 seconds ■After soldering, if a load is given to the cable where connector and cable contain heat, the jacket holding member will be loosened. After soldering, the operation should be performed, after connector returns to room temperature.
2.Cleaning condition	Refer to the "Nylon Connector Use Hand book". Don't use solvent to degrade the cable jacket like trichloroethane. In addition, avoid heat cleaning with solvent.
3.Connecting condition	Refer to the "Nylon Connector Use Hand book".