


Antenna, Sensor, and Communications Trunk Line Connections

GT8 Series

— High-Pressure Connectors — <GT8, GT8A, and GT8Z>



Features

Crimp Terminals

- Use of an air-tight dimple construction at the contact portion serves to prevent oxidation of the contact portion.

F Connector Housing

- Terminal number markings appear in a large size in consideration of insertion processing.
- Form designed to prevent erroneous insertion.

M Connectors

- Designed with escape holes for washing liquid to escape so that secondary soiling may be prevented when the board has been washed.
- The surrounding wall of the terminal has been constructed higher than the terminal so as to prevent terminal bending.

Miscellaneous

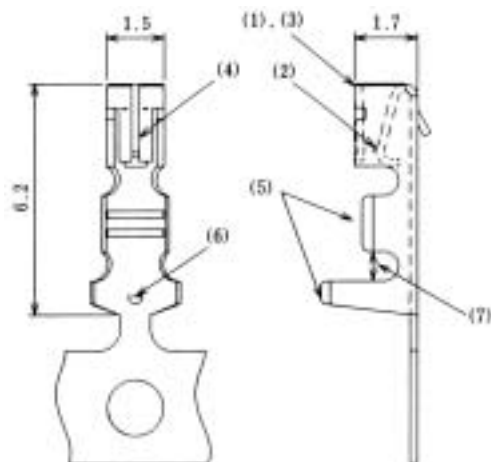
- The F connector housing fits entirely inside of the M connector to prevent incomplete insertion and prevents [GOSHIRI=?twisting] and other problems. The F connector is guarded so that there is no slanting nor contact movement, and the connector is resistant to vibration.
- The color of the F connector housing and the M connector have been changed to prevent incomplete insertion.

Applications

Internal connections of mobile units.

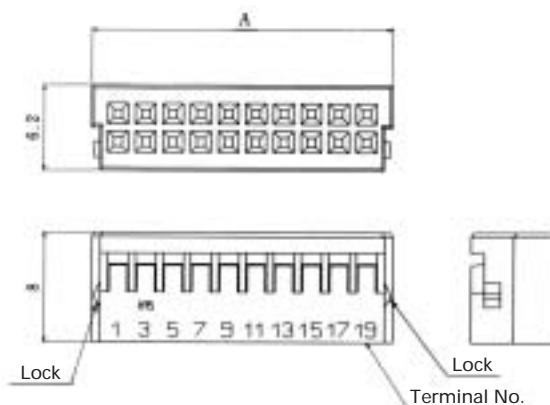
F Connectors

● Terminals



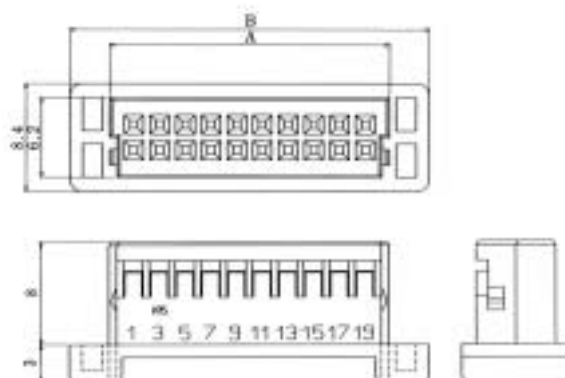
Part Number	CL No.	Material	Finish	Packaging
GT8-2428SCF	758-0001-8	Phosphor bronze	Tin plating	10,000 pcs. per reel
GT8-2428SC	758-0002-0	Phosphor bronze	Tin plating	100 pcs. per bag

● Housing (Without Flange)



Part Number	CL No.	Material	Color	Number of positions	A dimension	
GT8-14DS-2C	758-0018-0	PBT	Dark gray	14	15.8	With lock
GT8-20DS-2C	758-0003-3			20	21.8	
GT8-24DS-2C	758-0005-9			24	25.8	
GT8A-20DS-2C	758-0011-1			20	21.8	Without lock
GT8A-24DS-2C	758-0012-4			24	25.8	

● Housing (With Flange)

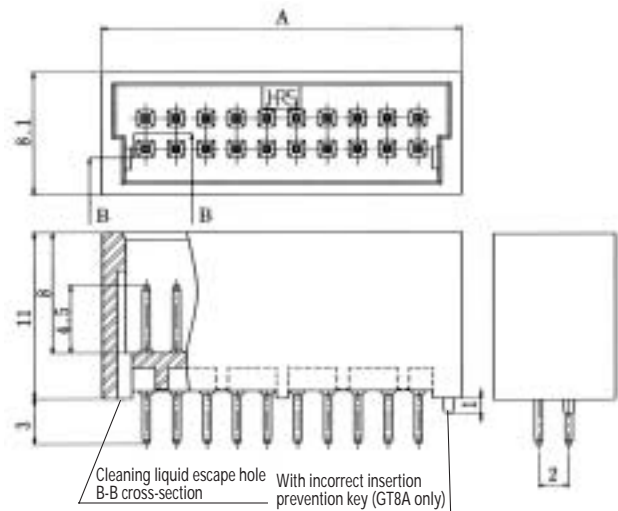


Part Number	CL No.	Material	Color	Number of positions	A dimension	B dimension
GT8Z-14DS-2C	758-0009-0	PBT	Dark gray	14	15.8	22
GT8Z-20DS-2C	758-0007-4			20	21.8	28
GT8Z-24DS-2C	758-0008-7			24	25.8	32

Note: This product mates with GT8- or GT8A-*DP-2DSA.

M Connectors

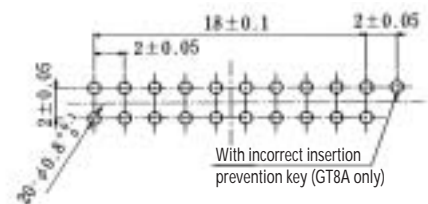
● Board Type



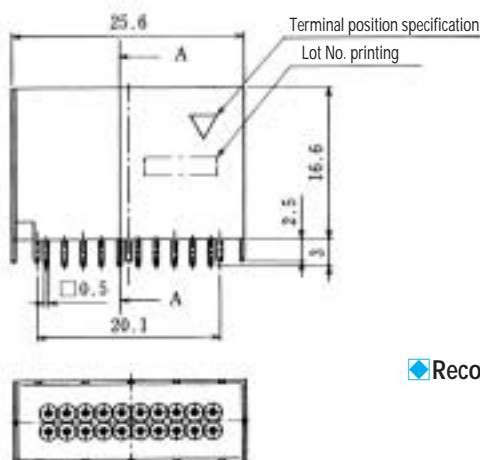
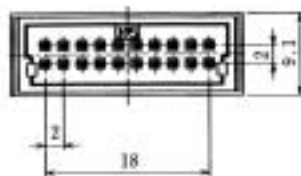
Part Number	CL No.	Number of positions	A dimension	
GT8-14DP-2DSA	Under development	14	—	Incorrect insertion prevention key
GT8-20DP-2DSA	758-0004-6	20	23.8	
GT8-24DP-2DSA	758-0006-1	24	27.8	
GT8A-14DP-2DSA	758-0010-9	14	17.8	
GT8A-20DP-2DSA	758-0013-7	20	23.8	
GT8A-24DP-2DSA	758-0014-0	24	27.8	

Material	Finish
PBT	Color: Light gray
Brass	Tin plating

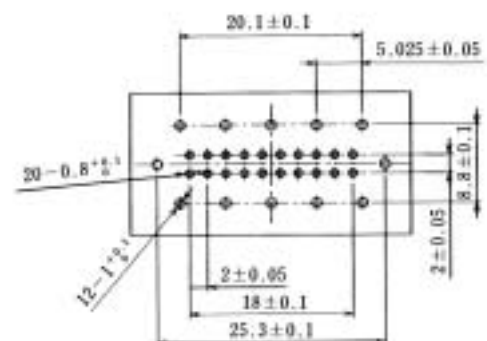
◆ Recommended PCB Mounting Pattern



● Type With Feed-through Capacitor



◆ Recommended PCB Mounting Pattern



Part Number	CL No.
GT8C-20DP-2DSA	758-0015-2

* Capacitor value of 1,000 pF is standard.
Should you have other requirements, please contact a Hirose Electric account representative.

◆ Termination Tools

User's manuals are available. Please contact a Hirose Electric account representative.

Automatic Crimping Machine



Part number CM-105

Specifications

Item	Specification	Remarks
Specification	1.5ton	
Stroke length	30mm	
Number of strokes	200 spm (50 Hz)	240 spm (60 Hz)
Wight	75 kg	
Motor	0.2kw	AC100V
Crimping speed	2,000 to 4,000 pcs. per Hour	

● Hand Tool



* Crimp height setting tables are available for each cable type. Please contact your nearest Hirose Electric account representative. Different cables will requires different crimp height settings.