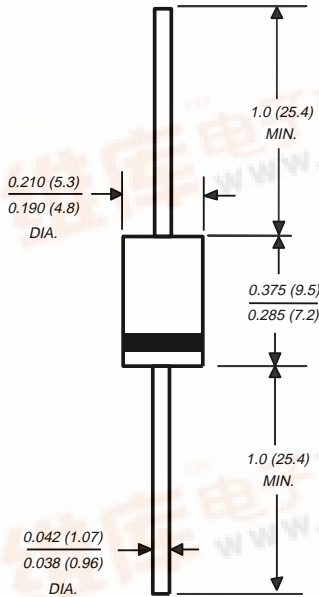


# 1.5KE6.8 THRU 1.5KE440CA

## TRANSZORB™ TRANSIENT VOLTAGE SUPPRESSOR

Breakdown Voltage - 6.8 to 440 Volts Peak Pulse Power - 1500 Watts

### Case Style 1.5KE



Dimensions in inches and (millimeters)

### FEATURES

- ◆ Plastic package has Underwriters Laboratory Flammability Classification 94V-0
- ◆ Glass passivated junction
- ◆ 1500W peak pulse power capability on 10/1000 $\mu$ s waveform repetition rate (duty cycle): 0.05%
- ◆ Excellent clamping capability
- ◆ Low incremental surge resistance
- ◆ Fast response time: typically less than 1.0ps from 0 Volts to  $V_{(BR)}$  for uni-directional and 5.0ns for bi-directional types
- ◆ For devices with  $V_{(BR)} > 10V$ ,  $I_D$  are typically less than 1.0 $\mu$ A
- ◆ High temperature soldering guaranteed: 265°C/10 seconds, 0.375" (9.5mm) lead length, 5lbs. (2.3 kg) tension
- ◆ Includes 1N6267 thru 1N6303



### MECHANICAL DATA

**Case:** Molded plastic body over passivated junction

**Terminals:** Plated axial leads, solderable per MIL-STD-750, Method 2026

**Polarity:** Color band denotes positive end (cathode) except for bi-directional

**Mounting Position:** Any

**Weight:** 0.045 ounce, 1.2 grams

### DEVICES FOR BI-DIRECTIONAL APPLICATIONS

For bidirectional use C or CA suffix for types 1.5KE6.8 thru types 1.5KE440A (e.g. 1.5KE6.8C, 1.5KE440CA). Electrical characteristics apply in both directions.

### MAXIMUM RATINGS AND ELECTRICAL CHARACTERISTICS

Ratings at 25°C ambient temperature unless otherwise specified.

|  | SYMBOL                            | VALUE        | UNITS |
|--|-----------------------------------|--------------|-------|
| Peak pulse power dissipation with a 10/1000 $\mu$ s waveform (NOTE 1, Fig. 1)  | PPPM                              | Minimum 1500 | Watts |
| Peak pulse current with a 10/1000 $\mu$ s waveform (NOTE 1)  | I <sub>PPM</sub>                  | SEE TABLE 1  | Amps  |
| Steady state power dissipation at $T_L=75^\circ\text{C}$ lead lengths, 0.375" (9.5mm) (NOTE 2)                                 | P <sub>M(AV)</sub>                | 6.5          | Watts |
| Peak forward surge current, 8.3ms single half sine-wave superimposed on rated load (JEDEC Method) unidirectional only (NOTE 3) | I <sub>FSM</sub>                  | 200          | Amps  |
| Maximum instantaneous forward voltage at 100A for unidirectional only (NOTE 4)   | V <sub>F</sub>                    | 3.5/5.0      | Volts |
| Operating junction and storage temperature range   | T <sub>J</sub> , T <sub>STG</sub> | -55 to +175  | °C    |

NOTES: (1) Non-repetitive current pulse, per Fig. 3 and derated above  $T_A=25^\circ\text{C}$  per Fig. 2

(2) Mounted on copper pad area of 1.6 x 1.6" (40 x 40mm) per Fig. 5

(3) Measured on 8.3ms single half sine-wave or equivalent square wave duty cycle=4 pulses per minute maximum

(4)  $V_F=3.5V$  for devices of  $V_{(BR)} \leq 220V$  and  $V_F=5.0$  Volt max. for devices of  $V_{(BR)} > 220V$

ELECTRICAL CHARACTERISTICS at (TA=25°C unless otherwise noted) TABLE 1

| JEDEC<br>TYPE<br>NUMBER | General<br>Semiconductor<br>PART<br>NUMBER | Breakdown Voltage<br>V <sub>(BR)</sub><br>(Volts) (NOTE 1) |      | Test<br>Current<br>at<br>I <sub>T</sub> (mA) | Stand-off<br>Voltage<br>V <sub>WM</sub><br>(Volts) | Maximum<br>Reverse<br>Leakage<br>at V <sub>WM</sub><br>I <sub>D</sub> (NOTE 4) (μA) | Maximum<br>Peak Pulse<br>Current I <sub>PPM</sub><br>(NOTE 2)<br>Amps | Maximum<br>Clamping<br>Voltage at I <sub>PPM</sub><br>V <sub>C</sub><br>(Volts) | Maximum<br>Temperature<br>Coefficient of V <sub>(BR)</sub><br>(% / °C) |
|-------------------------|--|--|------|--|--|---|---|---|--|
|                         |  | Min  | Max  |  |  |   |   |   |  |
| 1N6267                  | +1.5KE6.8                                  | 6.12   | 7.48 | 10   | 5.50   | 1000  | 139   | 10.8  | 0.057  |
| 1N6267A                 | +1.5KE6.8A                                 | 6.45   | 7.14 | 10   | 5.80   | 1000  | 143   | 10.5  | 0.057  |
| 1N6268                  | +1.5KE7.5                                  | 6.75   | 8.25 | 10   | 6.05   | 500   | 128   | 11.7  | 0.061  |
| 1N6268A                 | +1.5KE7.5A                                 | 7.13   | 7.88 | 10   | 6.40   | 500   | 133   | 11.3  | 0.061  |
| 1N6269                  | +1.5KE8.2                                  | 7.38   | 9.02 | 10   | 6.63   | 200   | 120   | 12.5  | 0.065  |
| 1N6269A                 | +1.5KE8.2A                                 | 7.79   | 8.61 | 10   | 7.02   | 200   | 124   | 12.1  | 0.065  |
| 1N6270                  | +1.5KE9.1                                  | 8.19   | 10.0 | 1.0  | 7.37   | 50  | 109   | 13.8  | 0.068  |
| 1N6270A                 | +1.5KE9.1A                                 | 8.65   | 9.55 | 1.0  | 7.78   | 50  | 112   | 13.4  | 0.068  |
| 1N6271                  | +1.5KE10                                   | 9.00   | 11.0 | 1.0  | 8.10   | 10  | 100   | 15.0  | 0.073  |
| 1N6271A                 | +1.5KE10A                                  | 9.50   | 10.5 | 1.0  | 8.55   | 10  | 103   | 14.5  | 0.073  |
| 1N6272                  | +1.5KE11                                   | 9.90   | 12.1 | 1.0  | 8.92   | 5.0   | 92.6  | 16.2  | 0.075  |
| 1N6272A                 | +1.5KE11A                                  | 10.5   | 11.6 | 1.0  | 9.40   | 5.0   | 96.2  | 15.6  | 0.075  |
| 1N6273                  | +1.5KE12                                   | 10.8   | 13.2 | 1.0  | 9.72   | 5.0   | 86.7  | 17.3  | 0.076  |
| 1N6273A                 | +1.5KE12A                                  | 11.4   | 12.6 | 1.0  | 10.2   | 5.0   | 89.8  | 16.7  | 0.078  |
| 1N6274                  | +1.5KE13                                   | 11.7   | 14.3 | 1.0  | 10.5   | 5.0   | 78.9  | 19.0  | 0.081  |
| 1N6274A                 | +1.5KE13A                                  | 12.4   | 13.7 | 1.0  | 11.1   | 5.0   | 82.4  | 18.2  | 0.081  |
| 1N6275                  | +1.5KE15                                   | 13.5   | 16.5 | 1.0  | 12.1   | 5.0   | 68.2  | 22.0  | 0.084  |
| 1N6275A                 | +1.5KE15A                                  | 14.3   | 15.8 | 1.0  | 12.8   | 5.0   | 70.8  | 21.2  | 0.084  |
| 1N6276                  | +1.5KE16                                   | 14.4   | 17.6 | 1.0  | 12.9   | 5.0   | 63.8  | 23.5  | 0.086  |
| 1N6276A                 | +1.5KE16A                                  | 15.2   | 16.8 | 1.0  | 13.6   | 5.0   | 66.7  | 22.5  | 0.086  |
| 1N6277                  | +1.5KE18                                   | 16.2   | 19.8 | 1.0  | 14.5   | 5.0   | 56.6  | 26.5  | 0.088  |
| 1N6277A                 | +1.5KE18A                                  | 17.1   | 18.9 | 1.0  | 15.3   | 5.0   | 59.5  | 25.2  | 0.089  |
| 1N6278                  | +1.5KE20                                   | 18.0   | 22.0 | 1.0  | 16.2   | 5.0   | 51.5  | 29.1  | 0.090  |
| 1N6278A                 | +1.5KE20A                                  | 19.0   | 21.0 | 1.0  | 17.1   | 5.0   | 54.2  | 27.7  | 0.090  |
| 1N6279                  | +1.5KE22                                   | 19.8   | 24.2 | 1.0  | 17.8   | 5.0   | 47.0  | 31.9  | 0.092  |
| 1N6279A                 | +1.5KE22A                                  | 20.9   | 23.1 | 1.0  | 18.8   | 5.0   | 49.0  | 30.6  | 0.092  |
| 1N6280                  | +1.5KE24                                   | 21.6   | 26.4 | 1.0  | 19.4   | 5.0   | 43.2  | 34.7  | 0.094  |
| 1N6280A                 | +1.5KE24A                                  | 22.8   | 25.2 | 1.0  | 20.5   | 5.0   | 45.2  | 33.2  | 0.094  |
| 1N6281                  | +1.5KE27                                   | 24.3   | 29.7 | 1.0  | 21.8   | 5.0   | 38.4  | 39.1  | 0.096  |
| 1N6281A                 | +1.5KE27A                                  | 25.7   | 28.4 | 1.0  | 23.1   | 5.0   | 40.0  | 37.5  | 0.096  |
| 1N6282                  | +1.5KE30                                   | 27.0   | 33.0 | 1.0  | 24.3   | 5.0   | 34.5  | 43.5  | 0.097  |
| 1N6282A                 | +1.5KE30A                                  | 28.5   | 31.5 | 1.0  | 25.6   | 5.0   | 36.2  | 41.4  | 0.097  |
| 1N6283                  | +1.5KE33                                   | 29.7   | 36.3 | 1.0  | 26.8   | 5.0   | 31.4  | 47.7  | 0.098  |
| 1N6283A                 | +1.5KE33A                                  | 31.4   | 34.7 | 1.0  | 28.2   | 5.0   | 32.8  | 45.7  | 0.098  |
| 1N6284                  | +1.5KE36                                   | 32.4   | 39.6 | 1.0  | 29.1   | 5.0   | 28.8  | 52.0  | 0.099  |
| 1N6284A                 | +1.5KE36A                                  | 34.2   | 37.8 | 1.0  | 30.8   | 5.0   | 30.1  | 49.9  | 0.099  |
| 1N6285                  | +1.5KE39                                   | 35.1   | 42.9 | 1.0  | 31.6   | 5.0   | 26.6  | 56.4  | 0.100  |
| 1N6285A                 | +1.5KE39A                                  | 37.1   | 41.0 | 1.0  | 33.3   | 5.0   | 27.8  | 53.9  | 0.100  |
| 1N6286                  | +1.5KE43                                   | 38.7   | 47.3 | 1.0  | 34.8   | 5.0   | 24.2  | 61.9  | 0.101  |
| 1N6286A                 | +1.5KE43A                                  | 40.9   | 45.2 | 1.0  | 36.8   | 5.0   | 25.3  | 59.3  | 0.101  |
| 1N6287                  | +1.5KE47                                   | 42.3   | 51.7 | 1.0  | 38.1   | 5.0   | 22.1  | 67.8  | 0.101  |
| 1N6287A                 | +1.5KE47A                                  | 44.7   | 49.4 | 1.0  | 40.2   | 5.0   | 23.1  | 64.8  | 0.101  |
| 1N6288                  | 1.5KE51                                    | 45.9   | 56.1 | 1.0  | 41.3   | 5.0   | 20.4  | 73.5  | 0.102  |
| 1N6288A                 | 1.5KE51A                                   | 48.5   | 53.6 | 1.0  | 43.6   | 5.0   | 21.4  | 70.1  | 0.102  |
| 1N6289                  | 1.5KE56                                    | 50.4   | 61.8 | 1.0  | 45.4   | 5.0   | 18.6  | 80.5  | 0.103  |
| 1N6289A                 | 1.5KE56A                                   | 53.2   | 58.8 | 1.0  | 47.8   | 5.0   | 19.5  | 77.0  | 0.103  |
| 1N6290                  | 1.5KE62                                    | 55.8   | 68.2 | 1.0  | 50.2   | 5.0   | 16.9  | 89.0  | 0.104  |
| 1N6290A                 | 1.5KE62A                                   | 58.9   | 65.1 | 1.0  | 53.0   | 5.0   | 17.6  | 85.0  | 0.104  |
| 1N6291                  | 1.5KE68                                    | 61.2   | 74.8 | 1.0  | 55.1   | 5.0   | 15.3  | 98.0  | 0.104  |

ELECTRICAL CHARACTERISTICS at (T<sub>A</sub>=25 °C unless otherwise noted) TABLE 1 (Cont'd)

| JEDEC TYPE NUMBER | General Semiconductor PART NUMBER | Breakdown Voltage V <sub>(BR)</sub> (Volts) (NOTE 1) |       | Test Current at (mA) I <sub>T</sub> | Stand-off Voltage V <sub>WM</sub> (Volts) | Maximum Reverse Leakage at V <sub>WM</sub> I <sub>D</sub> (NOTE 4) (μA) | Maximum Peak Pulse Current I <sub>PPM</sub> (NOTE 2) Amps | Maximum Clamping Voltage at I <sub>PPM</sub> V <sub>C</sub> (Volts) | Maximum Temperature Coefficient of V <sub>(BR)</sub> (% / °C) |
|-------------------|-----------------------------------|--|-------|-------------------------------------|---|---|---|---|---|
|                   |                                   | Min  | Max   |                                     |   |   |   |   |   |
| 1N6291A           | 1.5KE68A                          | 64.6   | 71.4  | 1.0                                 | 58.1                                      | 5.0   | 16.3  | 92.0  | 0.104   |
| 1N6292            | 1.5KE75                           | 67.5   | 82.5  | 1.0                                 | 60.7                                      | 5.0   | 13.9  | 109   | 0.105   |
| 1N6292A           | 1.5KE75A                          | 71.3   | 78.8  | 1.0                                 | 64.1                                      | 5.0   | 14.6  | 104   | 0.105   |
| 1N6293            | 1.5KE82                           | 73.8   | 90.2  | 1.0                                 | 66.4                                      | 5.0   | 12.7  | 118   | 0.105   |
| 1N6293A           | 1.5KE82A                          | 77.9   | 86.1  | 1.0                                 | 70.1                                      | 5.0   | 13.3  | 113   | 0.105   |
| 1N6294            | 1.5KE91                           | 81.9   | 100.0 | 1.0                                 | 73.7                                      | 5.0   | 11.5  | 131   | 0.106   |
| 1N6294A           | 1.5KE91A                          | 86.5   | 95.5  | 1.0                                 | 77.8                                      | 5.0   | 12.0  | 125   | 0.106   |
| 1N6295            | 1.5KE100                          | 90.0   | 110   | 1.0                                 | 81.0                                      | 5.0   | 10.4  | 144   | 0.106   |
| 1N6295A           | 1.5KE100A                         | 95.0   | 105   | 1.0                                 | 85.5                                      | 5.0   | 10.9  | 137   | 0.106   |
| 1N6296            | 1.5KE110                          | 99.0   | 121   | 1.0                                 | 89.2                                      | 5.0   | 9.5   | 158   | 0.107   |
| 1N6296A           | 1.5KE 110A                        | 105  | 116   | 1.0                                 | 94.0                                      | 5.0   | 9.9   | 152   | 0.107   |
| 1N6297            | 1.5KE120                          | 108  | 132   | 1.0                                 | 97.2                                      | 5.0   | 8.7   | 173   | 0.107   |
| 1N6297A           | 1.5KE120A                         | 114  | 126   | 1.0                                 | 102                                       | 5.0   | 9.1   | 165   | 0.107   |
| 1N6298            | 1.5KE130                          | 117  | 143   | 1.0                                 | 105                                       | 5.0   | 8.0   | 187   | 0.107   |
| 1N6298A           | 1.5KE130A                         | 124  | 137   | 1.0                                 | 111                                       | 5.0   | 8.4   | 179   | 0.107   |
| 1N6299            | 1.5KE150                          | 136  | 165   | 1.0                                 | 121                                       | 5.0   | 7.0   | 215   | 0.108   |
| 1N6299A           | 1.5KE150A                         | 143  | 158   | 1.0                                 | 128                                       | 5.0   | 7.2   | 207   | 0.106   |
| 1N6300            | 1.5KE160                          | 144  | 176   | 1.0                                 | 130                                       | 5.0   | 6.5   | 230   | 0.106   |
| 1N6300A           | 1.5KE160A                         | 152  | 168   | 1.0                                 | 136                                       | 5.0   | 6.8   | 219   | 0.108   |
| 1N6301            | 1.5KE170                          | 153  | 187   | 1.0                                 | 138                                       | 5.0   | 6.1   | 244   | 0.108   |
| 1N6301A           | 1.5KE170A                         | 162  | 179   | 1.0                                 | 145                                       | 5.0   | 6.4   | 234   | 0.108   |
| 1N6302            | 1.5KE180                          | 162  | 198   | 1.0                                 | 146                                       | 5.0   | 5.8   | 258   | 0.108   |
| 1N6302A           | 1.5KE180A                         | 171  | 189   | 1.0                                 | 154                                       | 5.0   | 6.1   | 246   | 0.108   |
| 1N6303            | 1.5KE200                          | 180  | 220   | 1.0                                 | 162                                       | 5.0   | 5.2   | 287   | 0.108   |
| 1N6303A           | 1.5KE200A*                        | 190  | 210   | 1.0                                 | 171                                       | 5.0   | 5.5   | 274   | 0.108   |
|                   | 1.5KE220                          | 198  | 242   | 1.0                                 | 175                                       | 5.0   | 4.4   | 344   | 0.108   |
|                   | 1.5KE220A*                        | 209  | 231   | 1.0                                 | 185                                       | 5.0   | 4.6   | 328   | 0.108   |
|                   | 1.5KE250                          | 225  | 275   | 1.0                                 | 202                                       | 5.0   | 4.2   | 360   | 0.110   |
|                   | 1.5KE250A                         | 237  | 263   | 1.0                                 | 214                                       | 5.0   | 4.4   | 344   | 0.110   |
|                   | 1.5KE300                          | 270  | 330   | 1.0                                 | 243                                       | 5.0   | 3.5   | 430   | 0.110   |
|                   | 1.5KE300A                         | 285  | 315   | 1.0                                 | 256                                       | 5.0   | 3.6   | 414   | 0.110   |
|                   | 1.5KE350                          | 315  | 385   | 1.0                                 | 284                                       | 5.0   | 3.0   | 504   | 0.110   |
|                   | 1.5KE350A                         | 333  | 368   | 1.0                                 | 300                                       | 5.0   | 3.1   | 482   | 0.110   |
|                   | 1.5KE400                          | 360  | 440   | 1.0                                 | 324                                       | 5.0   | 2.6   | 574   | 0.110   |
|                   | 1.5KE400A                         | 380  | 420   | 1.0                                 | 342                                       | 5.0   | 2.7   | 548   | 0.110   |
|                   | 1.5KE440                          | 396  | 484   | 1.0                                 | 356                                       | 5.0   | 2.4   | 631   | 0.110   |
|                   | 1.5KE440A                         | 418  | 462   | 1.0                                 | 376                                       | 5.0   | 2.5   | 602   | 0.110   |

**NOTES:**(1) V<sub>(BR)</sub> measured after I<sub>T</sub> applied for 300μs, I<sub>T</sub>=square wave pulse or equivalent

(2) Surge current waveform per Fig. 3 and derate per Fig. 2

(3) All terms and symbols are consistent with ANSI/IEEE CA62.35

(4) For bidirectional types with V<sub>R</sub> 10 volts and less the I<sub>D</sub> limit is doubled

\* Bidirectional versions are UL approved under component across the line protection, ULV1414 file number E108274

(1.5KE200CA, 1.5KE220CA)

+ UL listed for Telecom applications protection, 497B, file number E136766 for both uni-directional and bi-directional devices

**APPLICATION**

This series of Silicon Transient Suppressors is used in applications where large voltage transients can permanently damage voltage-sensitive components.

The TVS diode can be used in applications where induced lightning on rural or remote transmission lines presents a hazard to electronic circuitry (ref: R.E.A. specification P.E. 60).

This Transient Voltage Suppressor diode has a pulse power rating of 1500 watts for one millisecond. The response time of TVS diode clamping action is effectively instantaneous (1 x 10<sup>-9</sup> seconds bidirectional); therefore, they can protect integrated circuits, MOS devices, hybrids, and other voltage sensitive semiconductors and components. TVS diodes can also be used in series or parallel to increase the peak power ratings.

# RATINGS AND CHARACTERISTIC CURVES 1.5KE6.8 THRU 1.5KE440CA

FIG. 1 - PEAK PULSE POWER RATING CURVE

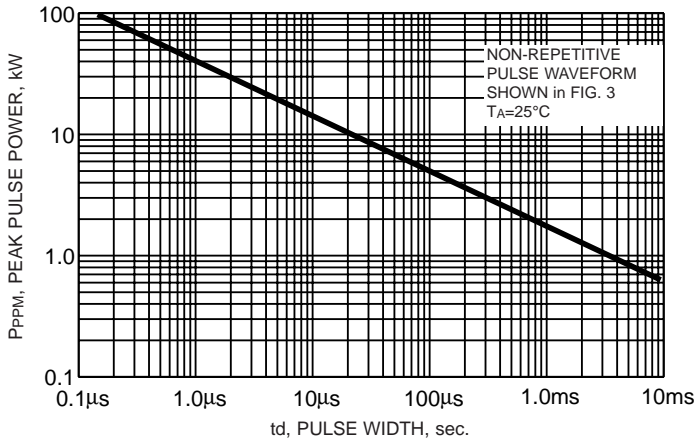


FIG. 2 - PULSE DERATING CURVE

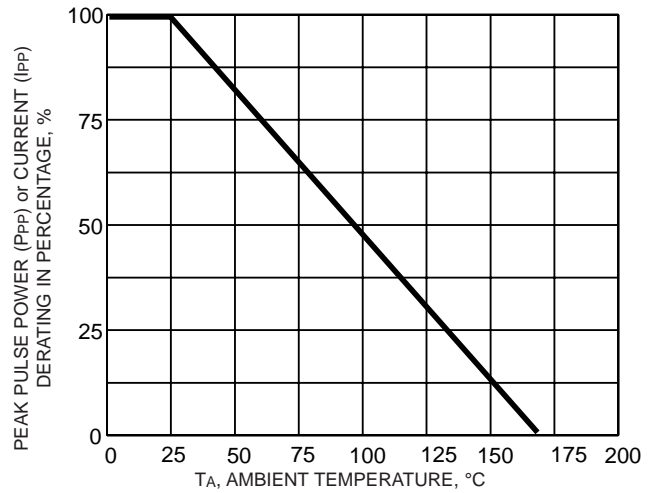


FIG. 3 - PULSE WAVEFORM

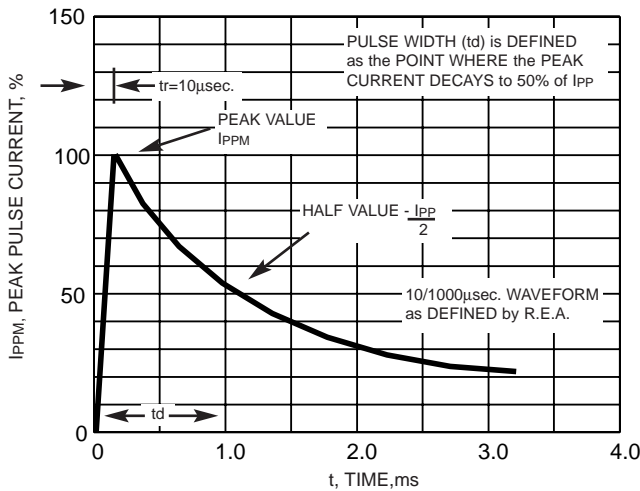


FIG. 4 - TYPICAL JUNCTION CAPACITANCE

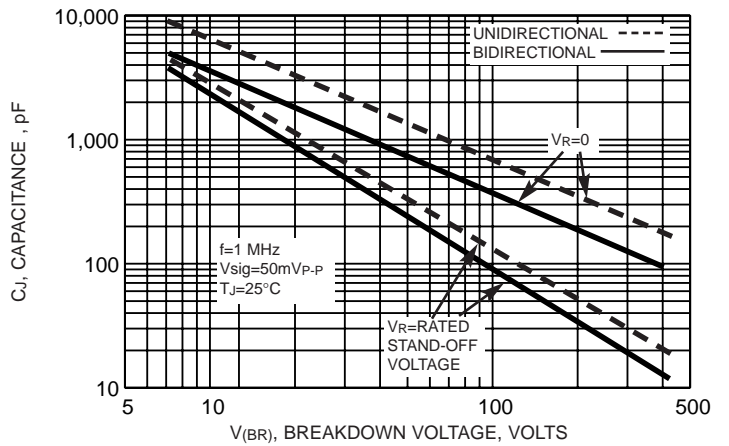


FIG. 5 - STEADY STATE POWER DERATING CURVE

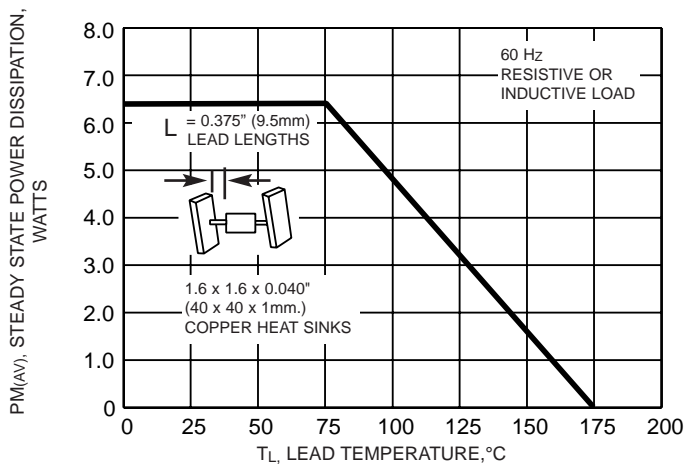
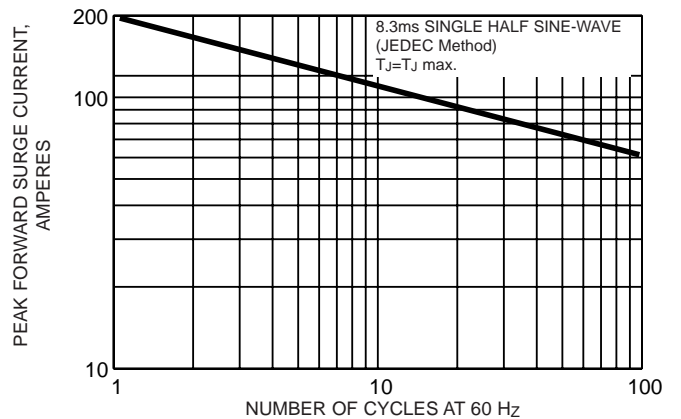
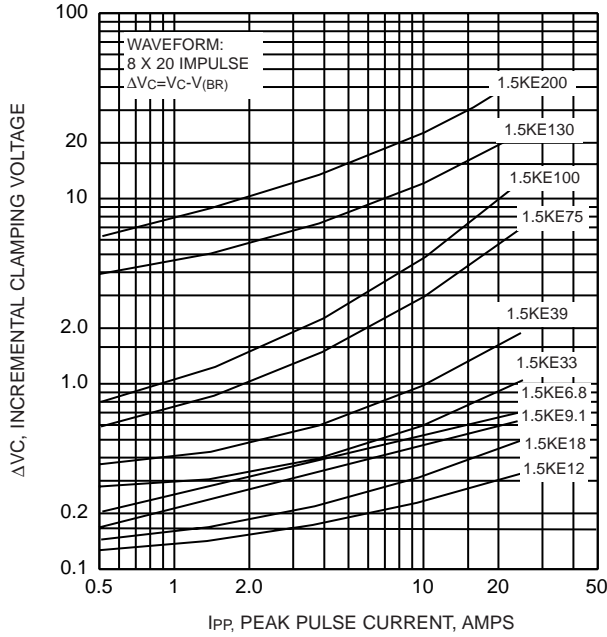


FIG. 6 - MAXIMUM NON-REPETITIVE PEAK FORWARD SURGE CURRENT UNI-DIRECTIONAL ONLY

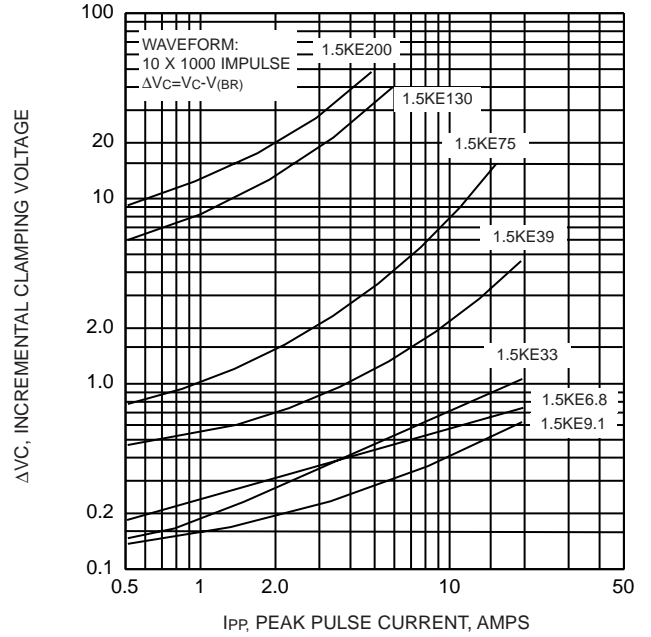


# RATINGS AND CHARACTERISTIC CURVES 1.5KE6.8 THRU 1.5KE440CA

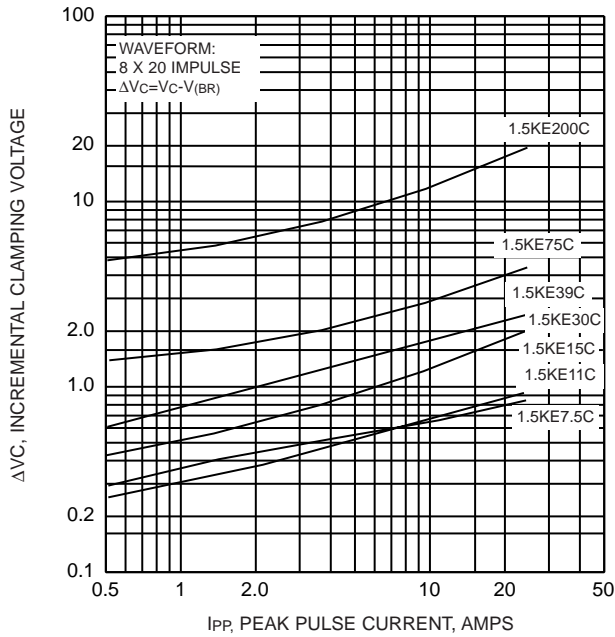
**FIG. 7 - INCREMENTAL CLAMPING VOLTAGE CURVE  
UNI-DIRECTIONAL**



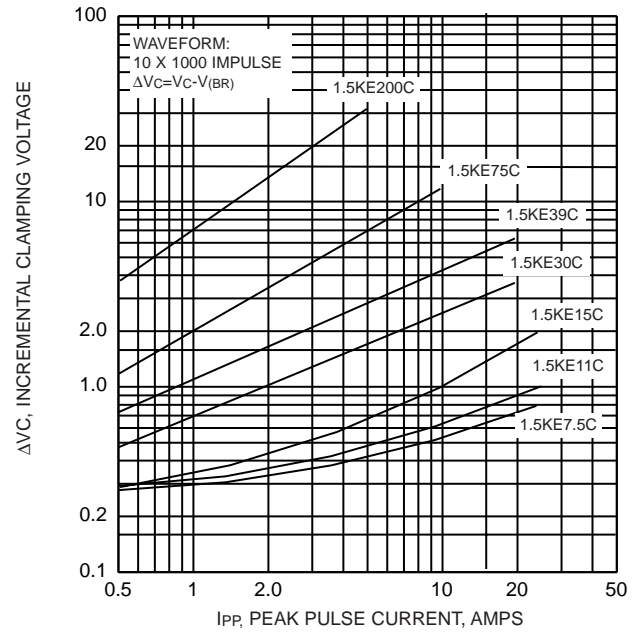
**FIG. 8 - INCREMENTAL CLAMPING VOLTAGE CURVE  
UNI-DIRECTIONAL**



**FIG. 9 - INCREMENTAL CLAMPING VOLTAGE CURVE  
BI-DIRECTIONAL**

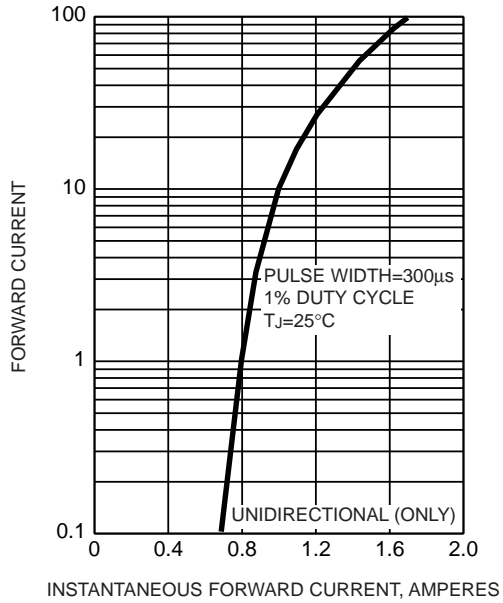


**FIG. 10 - INCREMENTAL CLAMPING VOLTAGE CURVE  
BI-DIRECTIONAL**



**RATINGS AND CHARACTERISTIC CURVES 1.5KE6.8 THRU 1.5KE440CA**

**FIG. 11 - INSTANTANEOUS FORWARD VOLTAGE CHARACTERISTICS CURVE**



**FIG. 12 - BREAKDOWN VOLTAGE TEMPERATURE COEFFICIENT CURVE**

