

- 1N914UR AVAILABLE IN JAN, JANTX, AND JANTXV PER MIL-PRF-19500/116
- SWITCHING DIODE
- HERMETICALLY SEALED
- DOUBLE PLUG CONSTRUCTION
- METALLURGICALLY BONDED

捷多邦, 专业PCB打样工厂, 24小时加急出货

1N914UR and CDLL914

MAXIMUM RATINGS

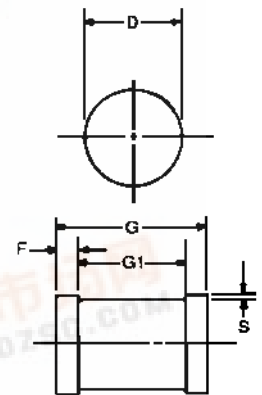
Operating Temperature: -65°C to +175°C
 Storage Temperature: -65°C to +200°C
 Operating Current: 75 mA @ $T_A = +25^\circ\text{C}$
 Derating Factor: 0.5 mA/°C Above $T_A = +25^\circ\text{C}$
 Surge Current A: 1A, sine wave, $P_W = 8.3\text{ms}$
 Surge Current B: 0.704A, square wave, $P_W = 8.3\text{ms}$

ELECTRICAL CHARACTERISTICS @ 25°C, unless otherwise specified

V_{BR}	V_{RWM}	I_0	V_{f1} @ $I_F = 10\text{mA}$	V_{f2} @ $I_F = 50\text{mA}$	t_{rr} (Note 1)
Volts (min)	Volts (pk)	mA	V dc	V dc	n sec
100	75	75	0.8	1.2	5

I_{R1} @ 20 V dc	I_{R2} @ 75 V dc	I_{R3} @ 20 V $T_A = 150^\circ\text{C}$	I_{R4} @ 75 V $T_A = 150^\circ\text{C}$	CAPACITANCE @ 0 V	CAPACITANCE @ 1.5 V
nA	μA	μA	μA	pF	pF
25	0.5	35	75	4.0	2.8

NOTE 1 $I_F = I_R = 10\text{ mA}$, $R_L = 100\text{ ohms}$.



DIM	MILLIMETERS		INCHES	
	MIN	MAX	MIN	MAX
D	1.60	1.70	0.063	0.067
F	0.41	0.55	0.016	0.022
G	3.30	3.70	.130	.146
G1	2.54 REF.		.100 REF.	
S	0.03 MIN.		.001 MIN.	

FIGURE 1

DESIGN DATA

CASE: DO-213AA, Hermetically sealed glass case. (MELF, SOD-80; LL34)

LEAD FINISH: Tin / Lead

THERMAL RESISTANCE ($R_{\theta JEC}$):
100 °C/W maximum AT L = 0

THERMAL IMPEDANCE: ($Z_{\theta JX}$): 70 °C/W maximum

POLARITY: Cathode end is banded.

MOUNTING SURFACE SELECTION:
The Axial Coefficient of Expansion (COE) Of this Device is Approximately +6PPM/°C. The COE of the Mounting Surface System Should Be Selected To Provide A Suitable Match With This Device.



COMPENSATED DEVICES INCORPORATED

22 COREY STREET, MELROSE, MASSACHUSETTS 02176
 PHONE (781) 665 1071 FAX (781) 665 7370

IN914UR and CDLL914

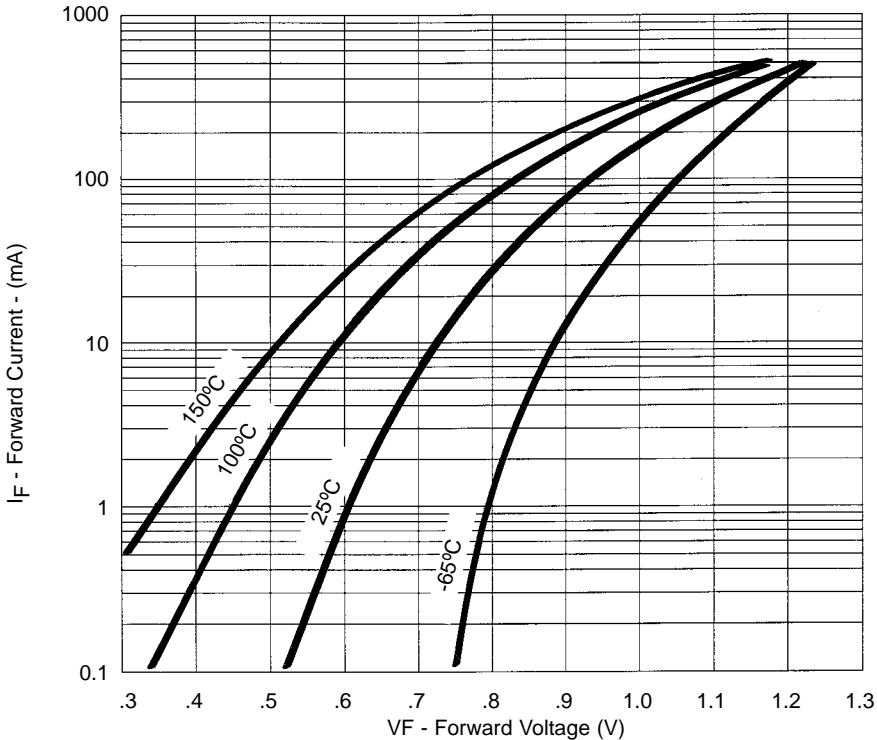
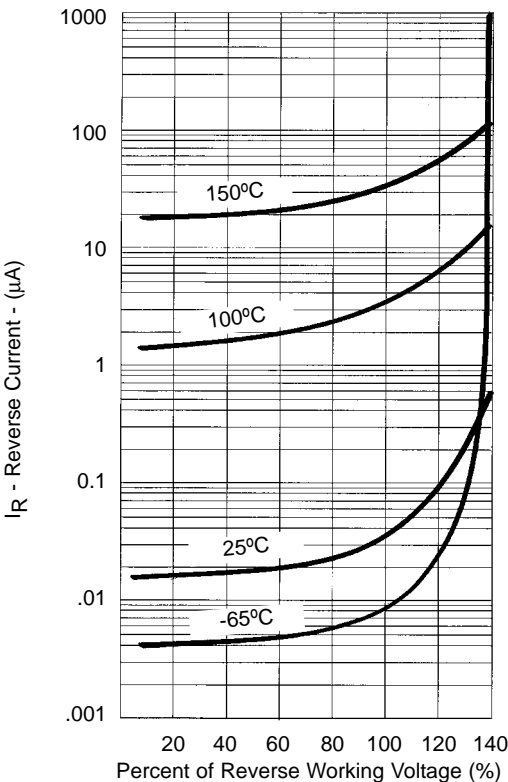


FIGURE 2
Typical Forward Current
vs Forward Voltage



NOTE : All temperatures shown on graphs are junction temperatures

FIGURE 3
Typical Reverse Current