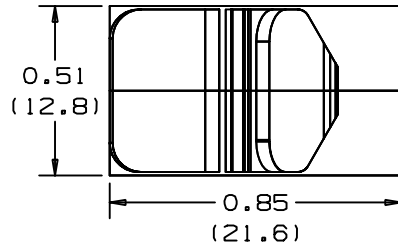


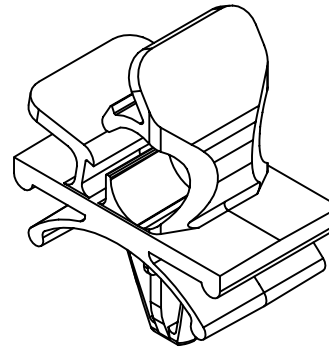
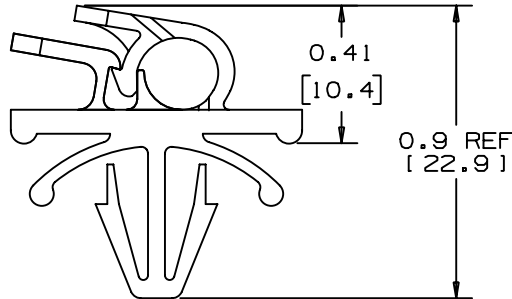
THIS COPY IS PROVIDED ON A RESTRICTED BASIS AND IS NOT TO BE USED IN ANY WAY DETRIMENTAL TO THE INTERESTS OF PANDUIT CORP.



PANDUIT PART NUMBER*	MAXIMUM CABLE DIA. in. (mm)	WEIGHT lbs/100 pcs (g)/100 pcs	HOLE SIZE DIA. RANGE	PANEL THK. RANGE
LWC19-H25	0.19 (4.8)	0.33 (150)	3/16"-1/4" (5-6)	.025-.105 (0.5-3)

NOTES:

- SEE CURRENT PRICE SHEET FOR PART NUMBER SUFFIX DESIGNATION FOR PACKAGE SIZE.



DIMENSIONS IN BRACKETS ARE METRIC [ mm ]

CAD FILENAME/LAYERS

G00239EY\_DC\_02

**PANDUIT**

CORP.

TINLEY PARK, ILLINOIS

LWC19-H25  
LATCHING WIRE CLIP

UNLESS OTHERWISE SPECIFIED,  
DIMENSIONAL TOLERANCES ARE:  
(.X) ±0.05 (1.3) (.XXX) ±0.010 (0.25)  
(.XX) ±0.02 (0.5) ANGLES ± 5°

UNLESS OTHERWISE SPECIFIED,  
ALL DIMENSIONS ARE GIVEN  
IN INCHES, THIRD ANGLE PROJECTION.

2	2-4-99	CGSM		CHANGED DIM. TO REF. DIM. UPDATED FILE NAME	GB0239EY	2				
1	12-15-97	Jad		.41 DIMENSION WAS .19, .86 DIMENSION WAS .85	GB0239EY	1				
R	2/14/97	CGSM		INITIAL RELEASE	GB0239EY	R				
REV	DATE	BY	CHK	DESCRIPTION	ECN	- R	CUST	SUP		

DRAWN BY  
CGSM

DATE  
2/14/97

CHK'D

MAT'L:

NYLON 6/6

SCALE

2X

DRAWING NO.

GB0239EY

DWG  
SIZE  
A