

GaAlAs Infrared Emitter

OPE5194WK

The **OPE5194WK** is GaAlAs infrared emitting diode that is designed for high radiant intensity and low forward voltage. This device is optimized for efficiency at emission wavelength 940nm and has a high radiant efficiency over a wide range of forward current. This device is packaged T1-3/4 plastic package and has narrow beam angle with lensed package and cup frame.

FEATURES

- High-output power
- Narrow beam angle
- Available for pulse operating

APPLICATIONS

- Optical emitters
- Optical switches
- Smoke sensors
- IR remote control
- IR sound transmission

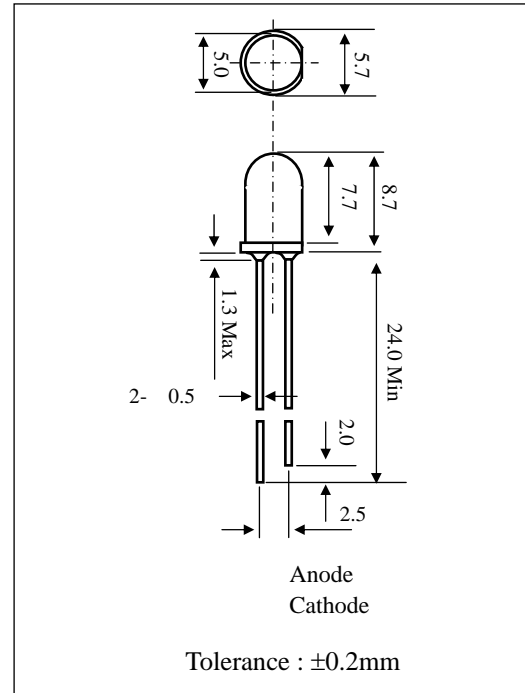
STORAGE

- Condition : 5°C~35°C,R.H.60%
- Terms : within 3 months from production date
- Remark : Once the package is opened, the products should be used within a day.

Otherwise, it should be keeping in a damp proof box with desiccants.

* Please take proper steps in order to secure reliability and safety in required conditions and environments for this device.

DIMENSIONS (Unit : mm)



MAXIMUM RATINGS

(Ta=25°C)

Item	Symbol	Rating	Unit
Power Dissipation	P _D	150	mW
Forward current	I _F	100	mA
Pulse forward current ^{*1}	I _{FP}	1.0	A
Reverse voltage	V _R	5.0	V
Operating temp.	Topr.	-25~ +85	°C
Soldering temp. ^{*2}	Tsol.	260.	°C

^{*1}.Duty ratio = 1/100, pulse width=0.1ms.

^{*2}.Lead Soldering Temperature (2mm from case for 5sec.).

ELECTRO-OPTICAL CHARACTERISTICS

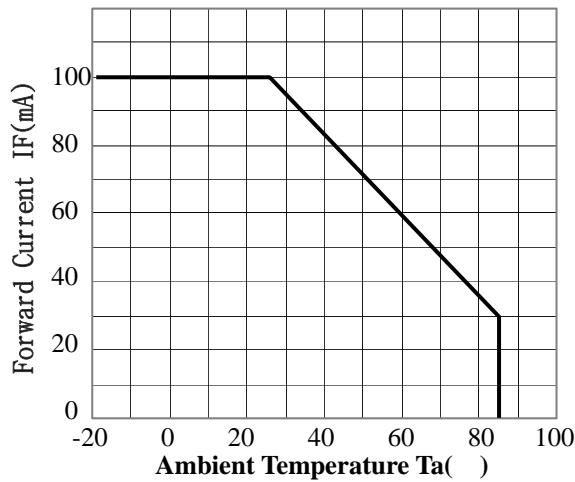
(Ta=25°C)

Item	Symbol	Conditions	Min.	Typ.	Max.	Unit
Forward voltage	V _F	I _F =100mA		1.4	1.7	V
Reverse current	I _R	V _R = 5V			10	μA
Capacitance	C _t	f = 1MHz		20		pF
Radiant intensity	I _e	I _F =100mA		100		mW/sr
Peak emission wavelength	λ _p	I _F = 50mA		940		nm
Spectral bandwidth 50%		I _F = 50mA		45		nm
Half angle		I _F =100mA		±10		deg.

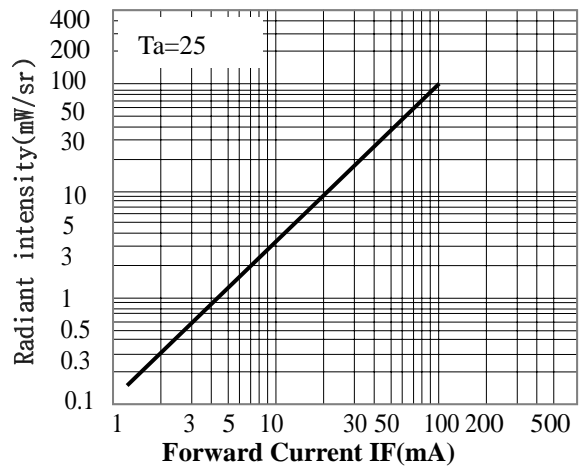
GaAlAs Infrared Emitter

OPE5194WK

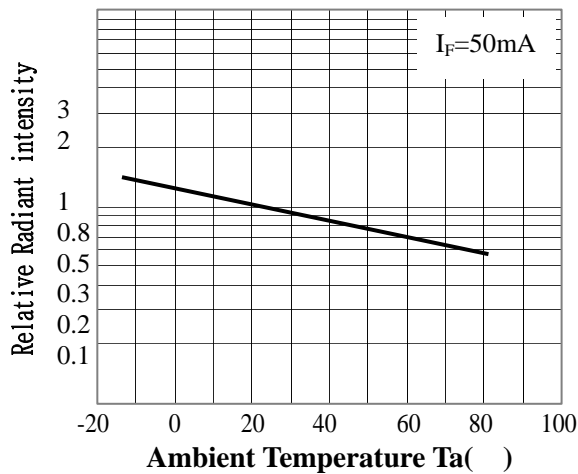
- **FORWARD CURRENT Vs. AMBIENT TEMP.**



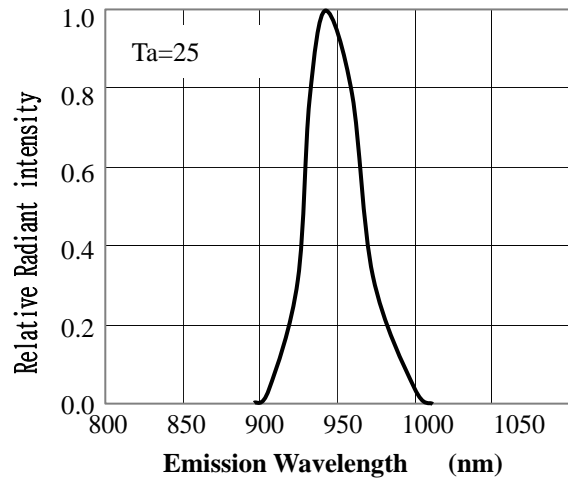
- **RADIANT INTENSITY Vs. FORWARD CURRENT.**



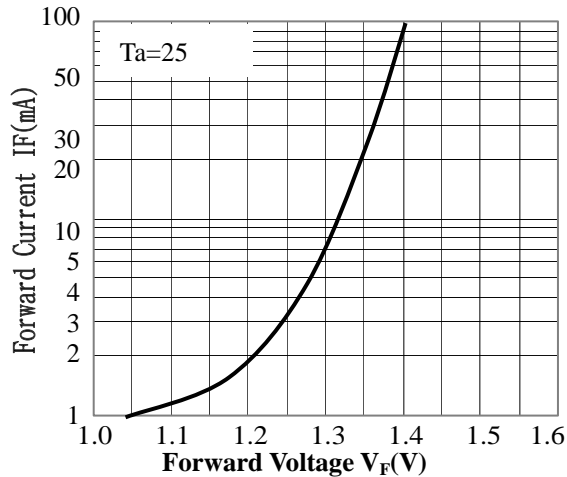
- **RELATIVE RADIANT INTENSITY Vs. AMBIENT TEMP.**



- **RELATIVE RADIANT INTENSITY Vs. EMISSION WAVELENGTH.**



- **FORWARD CURRENT Vs. FORWARD VOLTAGE**



- **ANGULAR DISPLACEMENT Vs. RELATIVE RADIANT INTENSITY**

