

查询"GM102112S205HQA7"供应商

- ***Illuminated versions available***
- ***Easy to install snap-in design***
- ***Multiple actuator and termination styles to choose from***

- **Computers and peripherals**
- **Power supplies**
- **Industrial equipment**
- **Small appliances**



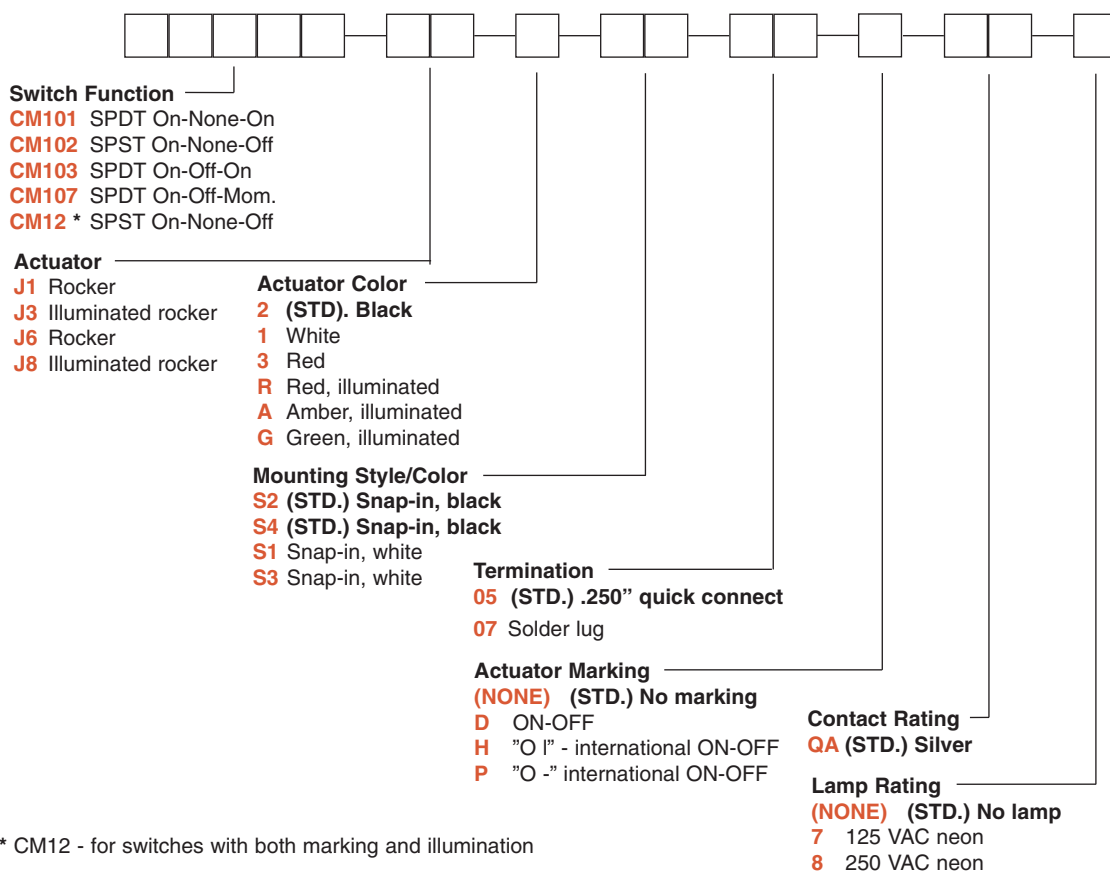
## CONTACT RATING:

UL/CSA: 16 AMPS @ 125 VAC, 1/8 HP;  
10 AMPS @ 250 VAC, 1/3 HP.  
ELECTRICAL LIFE: 10,000 make and break cycles at full load.  
INSULATION RESISTANCE:  $10^8 \Omega$  min.  
DIELECTRIC STRENGTH: 1.500 VRMS @ sea level.

HOUSING AND ACTUATOR: 6/6 nylon (UL94V-2), black, gloss or matte finish.  
ILLUMINATED ACTUATOR: Polycarbonate, gloss or matte finish.  
CENTER CONTACTS: Silver plated, copper alloy.  
END CONTACTS: Silver plated.  
ALL TERMINALS: Silver plated, copper alloy.

**NOTE:** Specifications and materials listed above are for switches with standard options. For information on specific and custom switches, consult Customer Service Center.

To order, simply select desired option from each category and place in the appropriate box. Available options are shown and described on pages 20 thru 22. For additional options not shown in catalog, consult Customer Service Center.

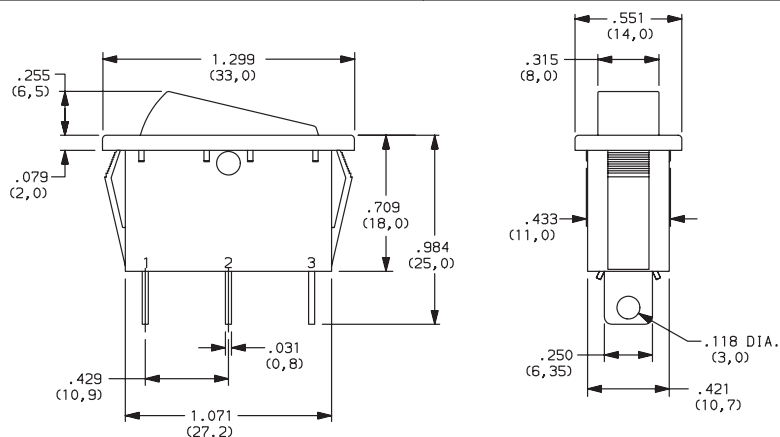


\* CM12 - for switches with both marking and illumination

### SWITCH FUNCTION

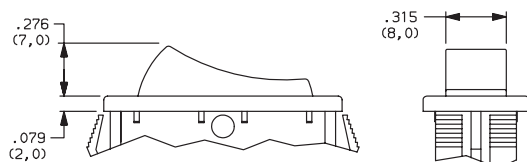
NO. POLES	MODEL NO.	SWITCH FUNCTION			CONNECTED TERMINALS			SCHEMATIC
SP	CM101	ON	NONE	ON	2-3	N/A	2-1	
	CM102	ON	NONE	OFF				
	CM103	ON	OFF	ON				
	CM107	ON	OFF	MOM.				
	CM12 *	ON	NONE	OFF				

\* CM12 - for switches with both marking and illumination



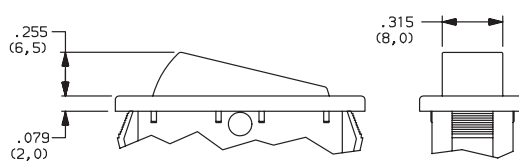
### ACTUATOR

**J1** ROCKER  
**J3** ILLUMINATED ROCKER



NOTE: J3 actuator available with CM102 switch function only.

**J6** ROCKER  
**J8** ILLUMINATED ROCKER



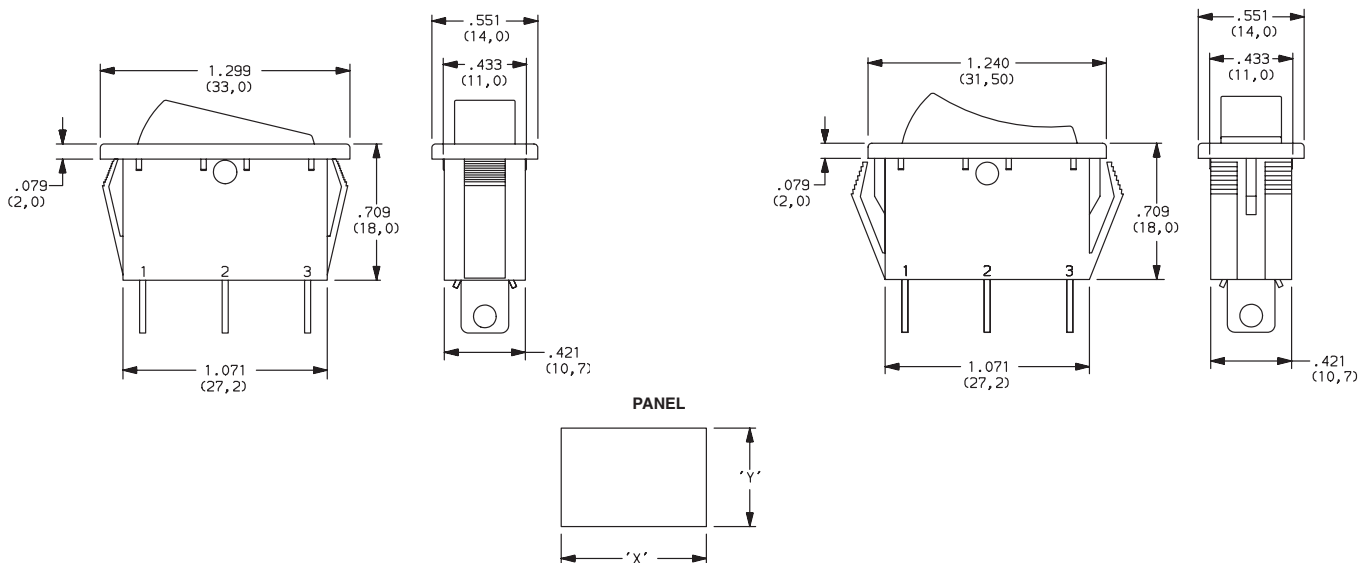
NOTE: J8 actuator available with CM102 switch function only.

查询"CM102J12S205HQA7"供应商

OPTION CODE	ACTUATOR COLOR
<b>2</b>	(STD.) BLACK
<b>1</b>	WHITE
<b>3</b>	RED
<b>R</b>	RED, ILLUMINATED
<b>A</b>	AMBER, ILLUMINATED
<b>G</b>	GREEN, ILLUMINATED

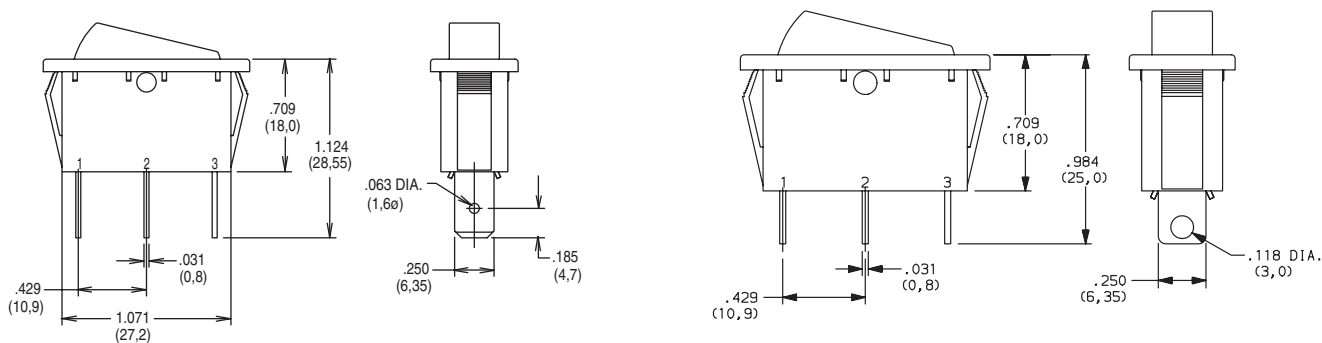
**S4** (STD.) SNAP-IN, BLACK (SHORT FRAME)

**S3** SNAP-IN, WHITE



PANEL THICKNESS	"X"	"Y"
0.030-0.049 (0,75-1,25)	1.189-.004 (30,2-0,1)	0.441+.004 (11,2+0,1)
0.049-0.079 (1,25-2,0)	1.197-.004 (30,4-0,1)	0.441+.004 (11,2+0,1)
0.079-0.118 (2,0-3,0)	1.212-.004 (30,8-0,1)	0.441+.004 (11,2+0,1)

## 07 SOLDER LUG



**NOTE:** Available with CM101 & CM102 switch functions only.



Cannon

Dimensions are shown: Inch (mm)  
Dimensions subject to change

[www.ittcannon.com](http://www.ittcannon.com)

# C&K CM Series

## Single Pole Power Rocker Switches

### ACTUATOR MARKING

**NONE** (STD.) NO MARKING



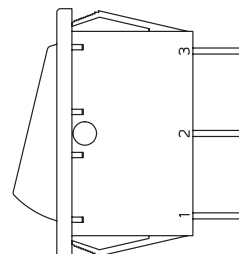
**D** ON-OFF



**H** O I



**P** O -



**NOTE:** Orientation of actuator marking and terminals.

### CONTACT MATERIAL

OPTION CODE	CONTACT AND TERMINAL MATERIAL	RATINGS	
<b>QA</b> (STD.)	SILVER	POWER	16 AMPS @ 125 VAC; 1/8 HP 10 AMPS @ 250 VAC, 1/3 HP (UL/CSA).

### LAMP RATING

**(NONE)** NO LAMP

**7** 125 VAC 33kΩ NEON

**8** 250 VAC 150kΩ NEON

**NOTE:** Lamp rating for J3 & J8 actuator option.