

Shock-Safe Fuseholder, 5 x 20 / 6.3 x 32 mm, Slot, vertical

[查询"0031.3804"供应商](#)

250 VAC · 3.2 W / 10 A (VDE) 16 A (UL/CSA)

**Description**

- Kicked or straight PCB-terminals
- Vertical style

**Standards**

- IEC 60127-6
- UL 512
- CSA C22.2 no. 39

**Approvals**

- VDE License Number: 6945
- UL File Number: E39328


**References**

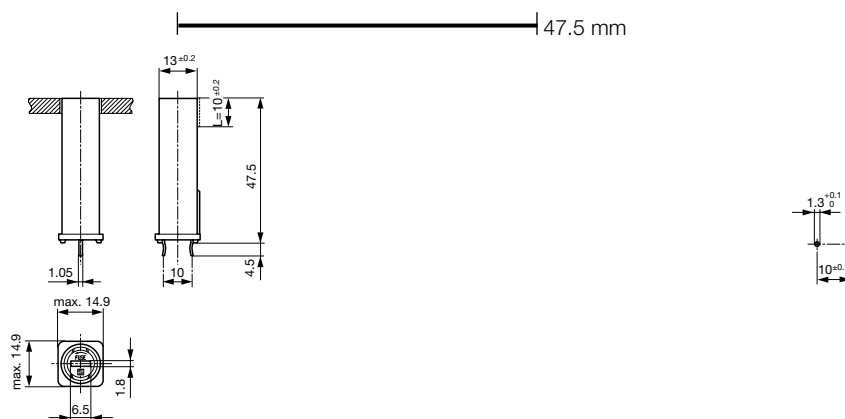
General Product Information

**Weblinks**

Approvals, RoHS, CHINA-RoHS, e-Store, Distributor-Stock-Check, Accessories, Product Change Notification (PCN)

**Technical Data**

Shocksafe Category	PC2	Soldering Methods	Wave
Fuse-Link	5 x 20 or 6.3 x 32 mm	Solderability	235 °C / 2 sec acc. to IEC 60068-2-20, Test Ta, method 1
Mounting	PCB	Resistance to Soldering Heat	260 °C / 10 sec acc. to IEC 60068-2-20, Test Tb, method 1A
Terminal	Solder THT	Contact Resistance	< 5 mΩ at 20 mV
Rated Voltage	250 VAC	Dielectric Strength	> 3 kV between L-N (50 Hz; 1 min)
Rated Current	10 A (VDE), 16 A (UL/CSA)	Impulse Withstand Voltage	> 4 kV between L-N
Rated Power Acceptance IEC	3.2 W / 10 A @ Ta 23 °C 2.5 W / 10 A for 5x20 mm fuse-link, see derating curves	Insulation Resistance	> 10 MΩ between L-N (500 VDC; 1 min)
Degree of Protection	IP 40	Overvoltage Category	I - III acc. to IEC 60664-1
Protection Class	Suitable for appliances with protection class 1 or 2 acc. to IEC 61140	Pollution Degree	1 - 3 acc. to IEC 60664-1
Admissible Ambient Air Temp.	-40 °C to 85 °C		
Climatic Category	40/085/21 acc. to IEC 60068-1		
Material: Socket	Thermoplastic, black, UL 94V-0		
Material: Terminals	Tin-Plated Copper Alloy		
Unit Weight (Socket/Cap)	6.5 g / 2.3 g		
Storage Conditions	0 °C to 60 °C, max. 70% r.h.		
Product Marking	 Type, Voltage, Current, Approvals		

**Abmessungen**

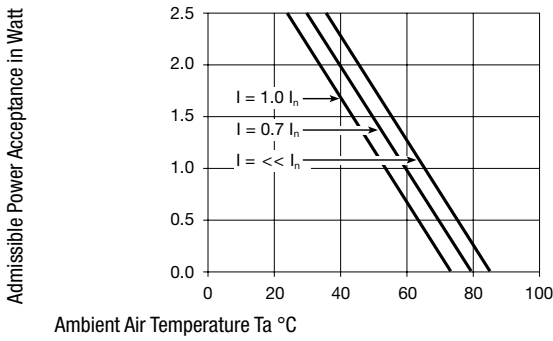
Variant 0031.3803 and 0031.3804

Drilling diagram

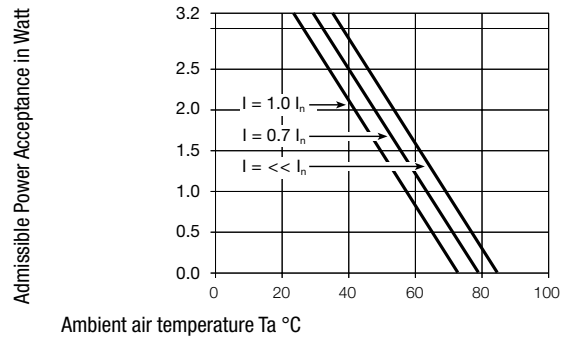
查询"0031.3804"供应商

Derating Curves for Fuseholders

5x20 mm



6.3x32 mm



Variants

Holder	Cap	Fuse-Link	Terminal	Degree of Protection	Colour Cap	Remark	Order Number
●	-	5 x 20 or 6.3 x 32mm	Straight	IP 40	-	-	0031.3803
●	-	5 x 20 or 6.3 x 32mm	Kicked	IP 40	-	-	0031.3804
●	Slot Knob	6.3 x 32mm	Kicked	IP 40	Grey	0031.3804 + 0031.1666	0031.3822
●	Fingergrip	6.3 x 32mm	Kicked	IP 40	-	0031.3804 + 0031.1667	0031.3823
	Slot Knob	6.3 x 32mm	-	IP 40	-	-	0031.1661
	Slot Knob	5 x 20mm	-	IP 40	-	-	0031.1663
	Slot Knob	6.3 x 32mm	-	IP 40	Grey	-	0031.1666

Packaging Unit Bulk (100 pcs.)

Required Accessory

Description



Fingergrip FEU, FAU, FAC  
Caps Fingergrip for Holder FEU, FAU, FAC

Fingergrip, 6.3 x 32 mm, IP 40 0031.1667

Fingergrip, 5 x 20 mm, IP 40 0031.1741

Caps to FEU, FAU, FAC  
Caps to Holder FEU, FEU (Med), FAU, FAC

Slot Knob, 6.3 x 32 mm, IP 40 0031.1661

Slot Knob, 5 x 20 mm, IP 40 0031.1663

Slot Knob, 6.3 x 32 mm, Grey, IP 40 0031.1666