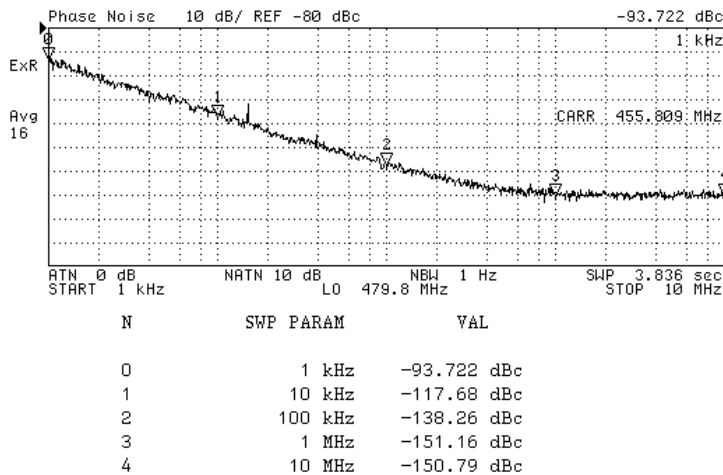


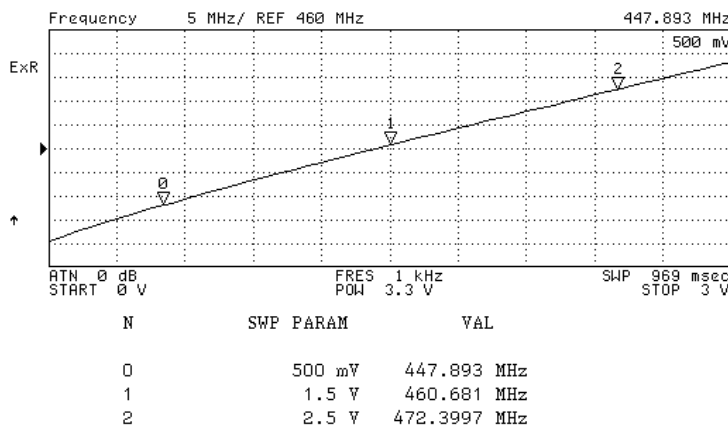


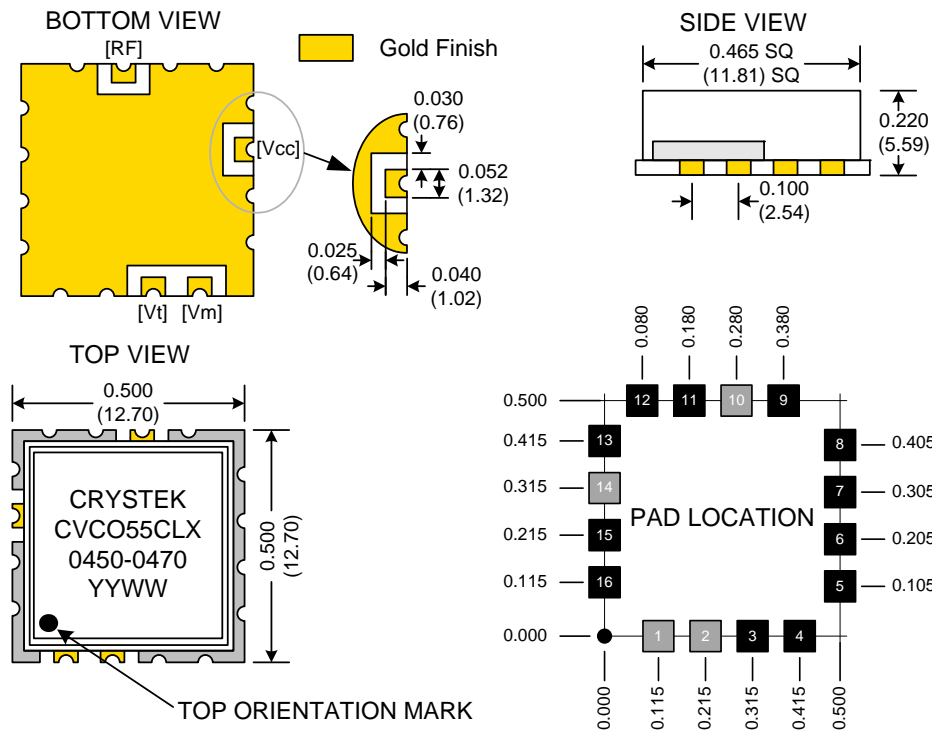
PERFORMANCE SPECIFICATION	MIN	TYP	MAX	UNITS
Lower Frequency:			450	MHz
Upper Frequency:	470			MHz
Tuning Voltage:	0.5		4.5	VDC
Supply Voltage:	3.14	3.30	3.47	VDC
Output Power:	-3.0	0	+3.0	dBm
Supply Current:		12		mA
Harmonic Suppression (2 nd Harmonic):		-12	-5.0	dBc
Pushing:		1.0	2.0	MHz/V
Pulling, all Phases:		1.0	2.0	MHz pk-pk
Tuning Sensitivity:		20		MHz/V
Phase Noise @ 10kHz offset:		-116	-112	dBc/Hz
Phase Noise @ 100kHz offset:		-117		dBc/Hz
Load Impedance:		50		Ω
Input Capacitance:			68	pF
Operating Temperature Range:	-40		+85	$^{\circ}$ C
Storage Temperature Range:	-45		+90	$^{\circ}$ C

Phase Noise
(1 Hz BW, Typical)

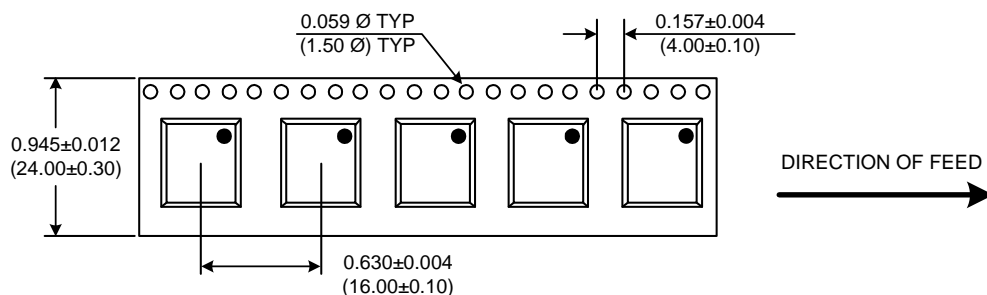


Tuning Curve
(Typical)





TAPE AND REEL



Drawing not to scale

Product Control:

Crystek Part Number:	CVCO55CLX-0450-0470	Release Date:	19-Feb-08
Revision Level:	C	Responsible:	C. Vales

Specification is subject to change without notice

Page 2 of 2