

Interactive product catalog

Round Conductor, Flat Cable IDC Connectors

PRODUCT INFORMATION

- Customer drawing
- Product specification
- Sample request
- Contact FCI

71600-026



FCI basics

**QUICK SHIP
 SAMPLES**

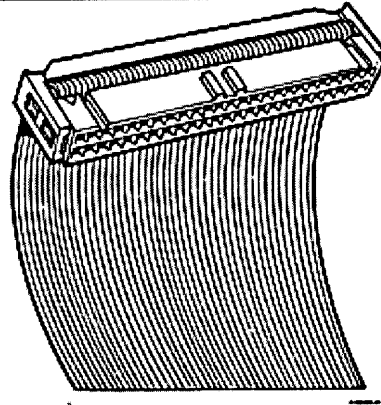
Quickie™ III IDC Single-Beam Receptacle 2.54 x 2.54 mm (0.100 x 0.100 in.)

SEARCH BY :

→ Part number

GO

- Product type
- Application
- Industry standard
- Product tradename
- Cross reference
- Alphabetic list
- Application tooling
- Fiber optics
- Value added
- Custom products
- New datasheets
- Technical library



Selectable Features

Region	Europe
Product Type	Receptacle
Total # of Positions	26
Contact Area Plating	0.76 µm (30 µin.) gold
Contact Plating Specification	Class 2 gold
Housing Material	Glass-filled thermoplastic polyester
Polarization	Center and Dual
Style	Standard Single Beam
Strain Relief	Standard
Cable Entry	Dual
Color	gray
Packaging Type	Tubes

Other Properties

Contact Base Material	Copper alloy
Contact Underplating	1.27 µm (50 µin.) nickel
Insulation Resistance	50000 M ohms
Withstanding Voltage	1000 V ac rms
Current Rating	1 amp continuous
Temperature Range	-65 °C to +105 °C
Contact Resistance	15 m ohms max
Dim A	37.48 mm
Dim A (in.)	1.476 in.
Dim L	37.48 mm
Dim L (in.)	1.476 in.
Dim S	33.65 mm
Dim S (in.)	1.325 in.
Mating Data	Mates with 0.64 mm (0.025 in.) square or round pin mm (0.170 in.) min to 6.35 mm (0.250 in.) max. A n mm (0.230 in.) is recommended.
Approvals/Certifications	UL and CSA approved
Trademark	Quickie™
Application Equipment Model #	QP-106 QP-106 Semi-Automatic Press

Ordering data shown is for our standard product offering. For non-standard or custom product contact your authorized FCI representative.

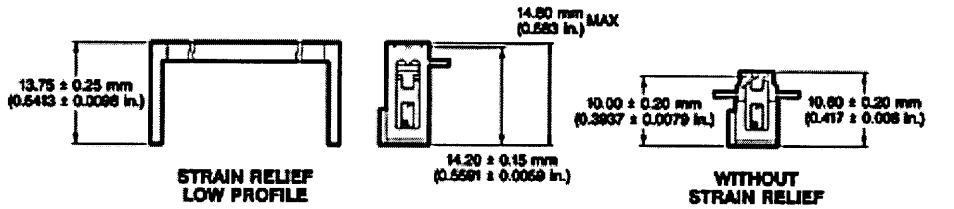
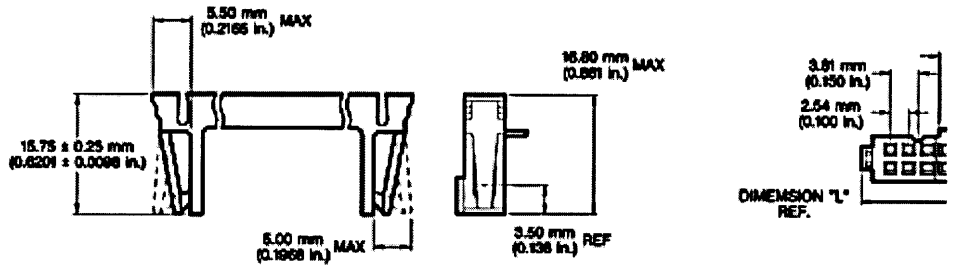
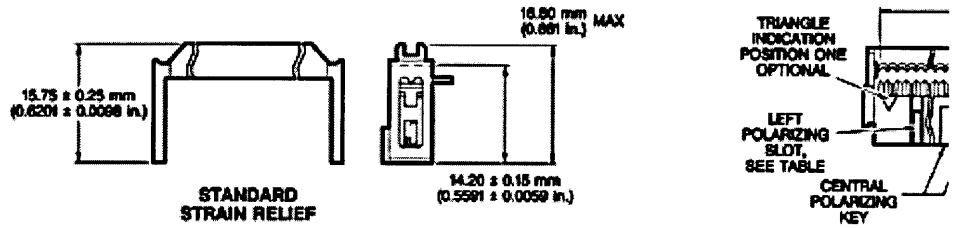


Image Disclaimer: Please use Customer Drawing for design activity; line art and other Back t