

# MODEL 45

4mm Square [查询"45WR2K1FTB"供应商](#)

## High Resolution - 15 Turn Surface Mount Cermet Trimming Potentiometer

NEW PRODUCT



1

### FEATURES AND BENEFITS

- High resolution
- Space saving SMD design for the most compact board designs
- Sealed to withstand aggressive water wash
- Long life - set and forget construction
- BI quality and reliability
- Available in top and side adjustment versions, J-Hook or gull wing termination

### ELECTRICAL

Standard Resistance Range, Ohms	10 to 2Meg
Standard Resistance Tolerance	±10% (<100 Ohms = ±20%)
Input Voltage, Maximum	300 Vdc or rms not to exceed power rating
Slider Current, Maximum	100mA or within rated power, whichever is less
Power Rating, Watts	0.25 at 85°C derating to 0 at 150°C
End Resistance, Maximum	1% or 2 Ohms, whichever is greater
Actual Electrical Travel, Turns, Nominal	15
Dielectric Strength	600Vrms
Insulation Resistance, Minimum	1,000 Megohms
Resolution	Essentially infinite
Contact Resistance Variation, Maximum	1% or 3 Ohms, whichever is greater

Fluorinert® is a registered trademark of 3M Company.  
Specifications subject to change without notice.  
Last update: 07/25/02.



1-25

Model 45



## ENVIRONMENTAL

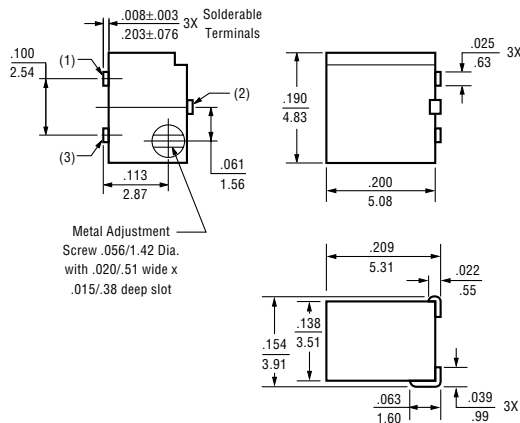
Sea <a href="#">查询"45WR2KLFTB"供应商</a>	85°C Fluorinert® (No Leaks)
Temperature Coefficient, Maximum	±100ppm/°C (<100 Ohms = ±250ppm/°C)
Operating Temperature Range	-65°C to +150°C
Thermal Shock	5 cycles, -65°C to +150°C (2% ΔRT, 1% ΔVR)
Moisture Resistance	Ten 24 hour cycles (2% ΔRT, IR 10 Megohms Min.)
Shock, 6ms Sawtooth	100G's (1% ΔRT, 1% ΔVR)
Vibration	20G's, 10 to 2,000 Hz (1% ΔRT, 1% ΔVR)
Rotational Life	200 cycles (3% ΔRT, 1% CRV)
Load Life at 0.25 Watts	1,000 hours at 85°C (2% ΔRT, 1% CRV)
Resistance to Solder Heat	260°C for 10 sec. (1% ΔRT)
Temperature Exposure, Maximum	215°C for 3 min. (1% ΔRT)
Solderability	Per MIL-STD-202, Method 208

## MECHANICAL

Mechanical Stops	Clutch action, both ends
Torque, Starting Maximum	3 oz.-in. (0.021 N-m)
Weight, Nominal	.01 oz. (0.3 grams)

## TOP ADJUSTMENT (Inch/mm)

Model 45W

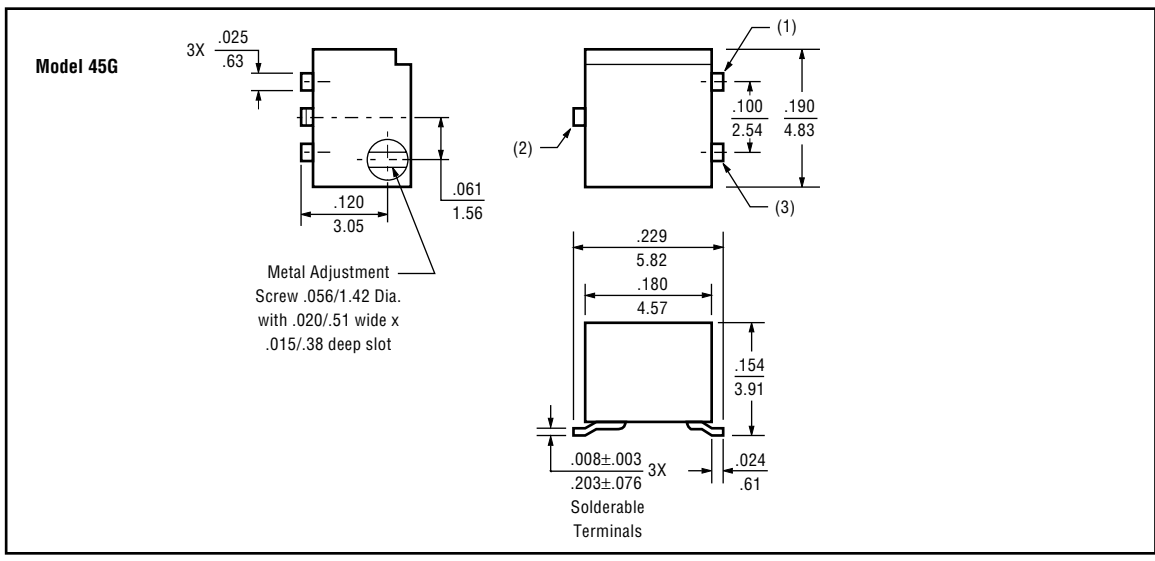
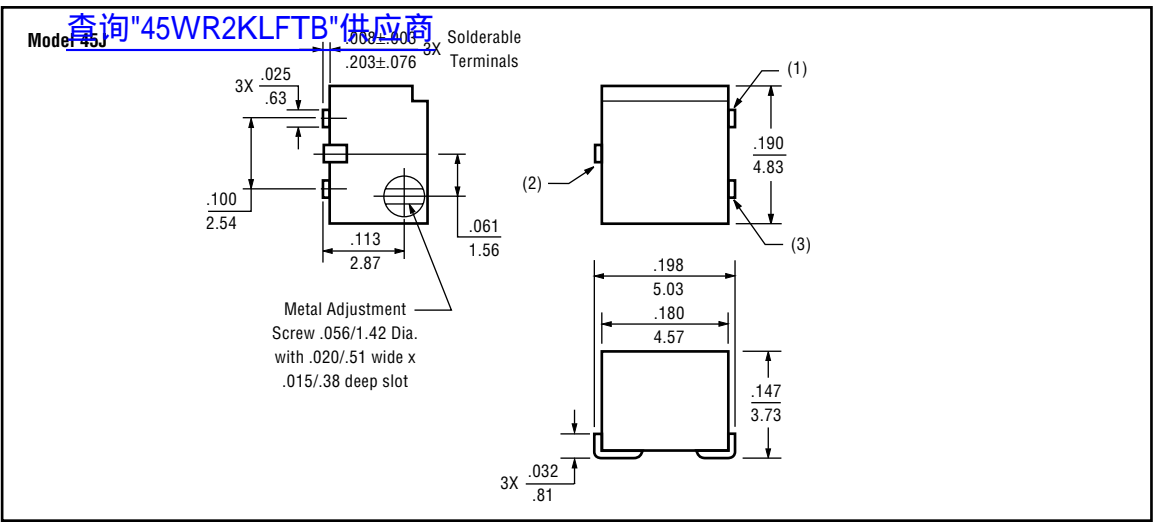


## STANDARD RESISTANCE VALUES, OHMS

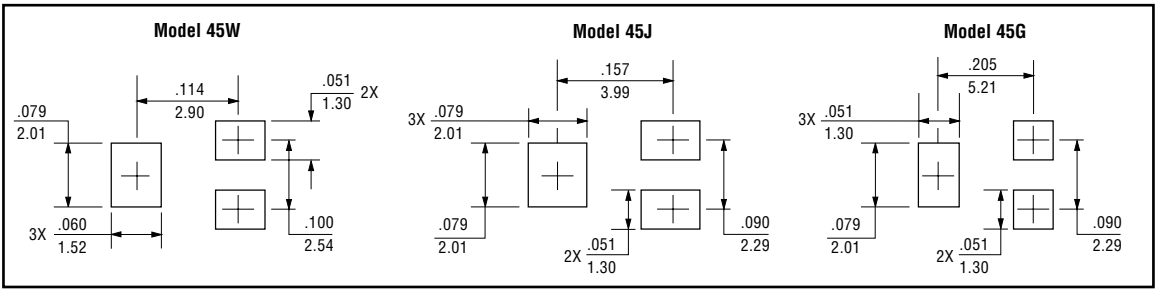
10	100	1K	10K	50K	250K	2Meg
20	200	2K	20K	100K	500K	
50	500	5K	25K	200K	1Meg	

**SIDE ADJUSTMENT (Inch/mm)**

**1**



**SOLDER PAD LAYOUT (Inch/mm)**

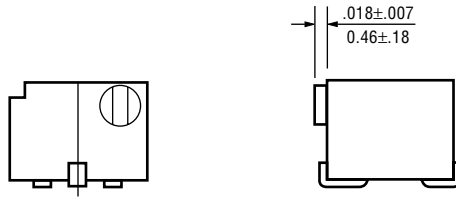


**EXTENDED SHAFT OPTION (Inch/mm)**

[查询"45WR2KLFTB"供应商](#)

Available for all Model 45 pin styles:

45G, 45J, 45W



Style 45JE shown.

**PACKAGING**

**Standard:** Embossed Tape & Reel

All units oriented with #1 pin to the right of the direction of feed.

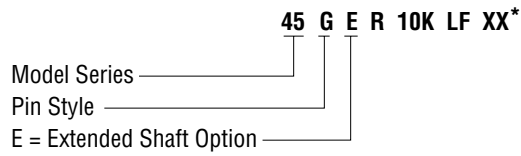
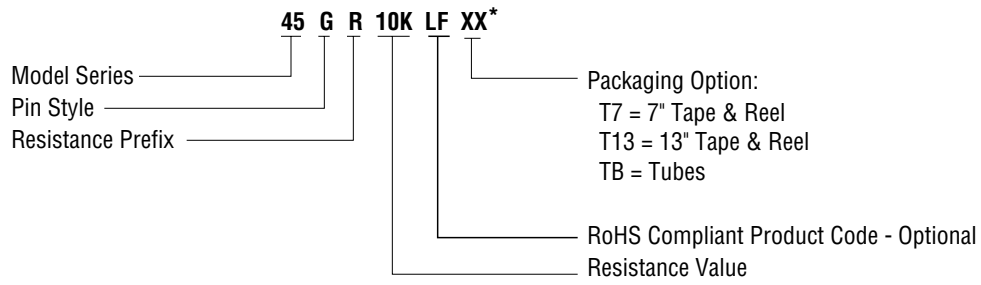
	Pin Style	13" Reel		7" Reel	
		G & J	W	G & J	W
Tape	Width	= 12 mm	16 mm	12 mm	16 mm
	Sprocket	= 4 mm Pitch	4 mm Pitch	4 mm Pitch	4 mm Pitch
	Capacity	= 1,000 Units	1,000 Units	500 Units	250 Units
Reel	Diameter	= 13" (330.2 mm)		7" (178 mm)	

**Option:** Anti-Static Tubes

All units oriented with #1 pin to same side.

Magazine Capacity = 100 Units

[查询"45WR2KLFTB"供应商](#)



\* Packaging option must be specified.