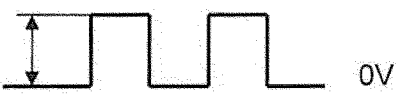


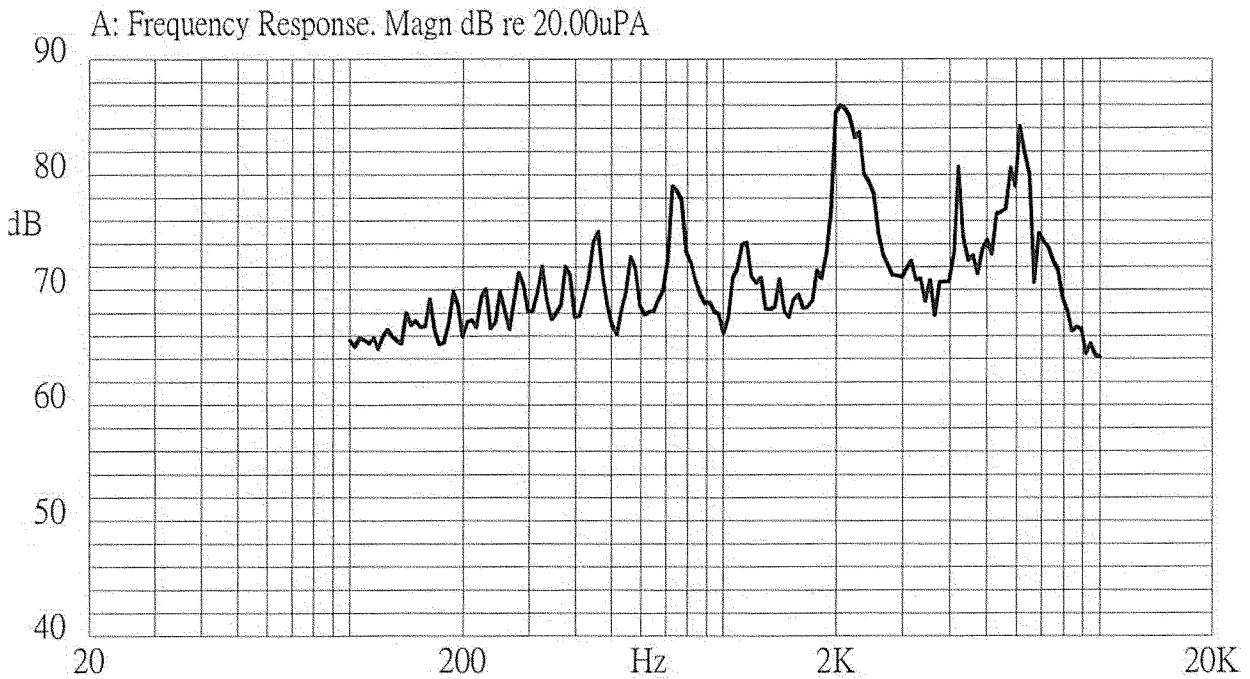
SCOPE

This specification applies to magnetic buzzer, CSQ-601BP

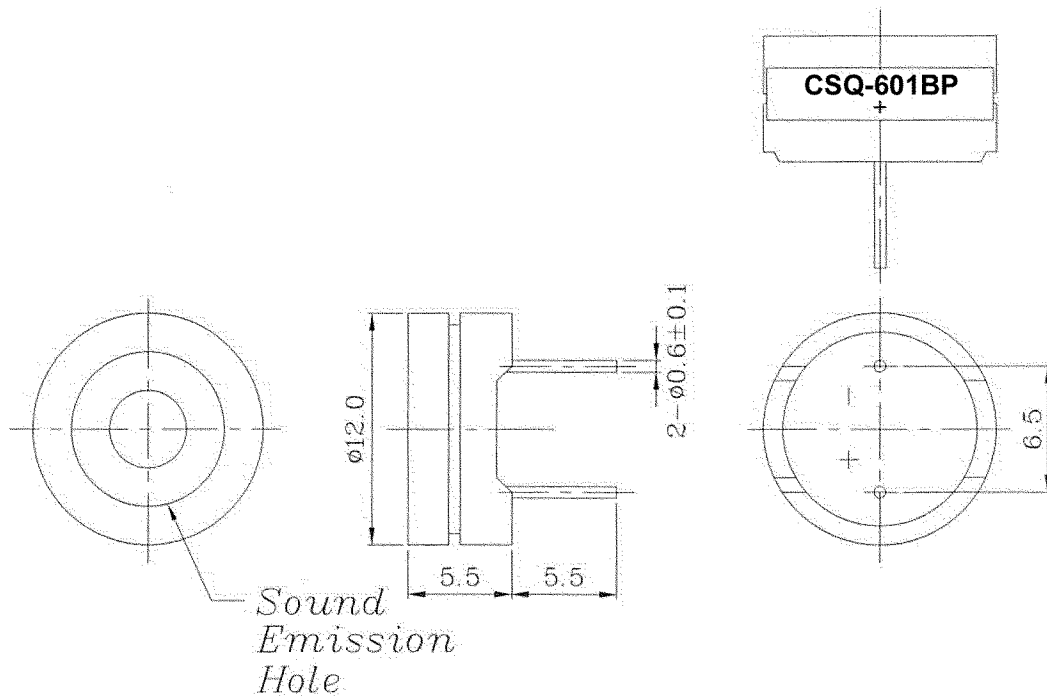
SPECIFICATION

No.	Item	Unit	Specification	Condition
1	Rated Voltage	Vo-p	1.5	
2	Operating Volt.	Vo-p	1.0~2.0	
3	Mean Current	mA	Max. 35	Applying rated voltage, 2048Hz square wave, 1/2 duty
4	Coil Resistance	Ω	16.0 ± 2.4	
5	Sound Output	dBA	Min. 70 (Typical 76)	Distance at 10cm(A-weight free air). Applying rated voltage 2048Hz, square wave, 1/2 duty
6	Rated Frequency	Hz	2048	
7	Operating Temp.	$^{\circ}\text{C}$	-20 ~ +60	
8	Storage Temp.	$^{\circ}\text{C}$	-30 ~ +70	
9	Dimension	mm	$\phi 12.0 \times H5.5$	See attached drawing.
10	Weight	gram	1.2	
11	Material		PPO	
12	Terminal		Pin type (Plating Au)	See attached drawing.
13	Environmental Protection Regulation		RoHS	

TYPICAL FREQUENCY RESPONSE CURVE



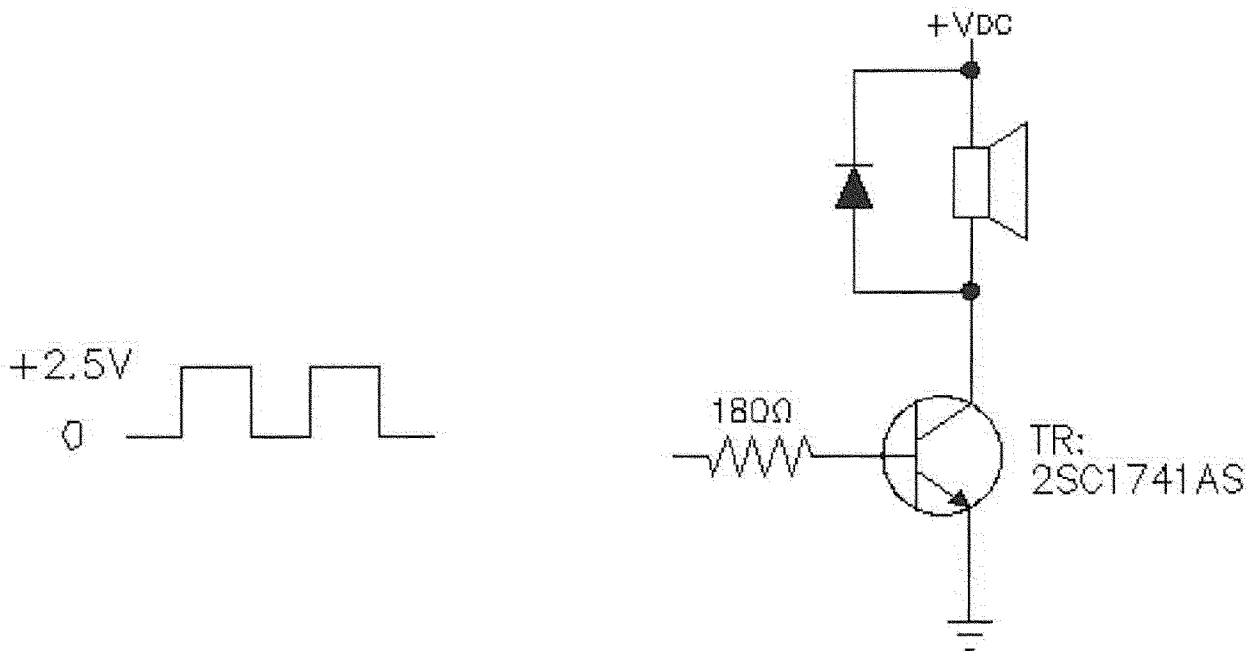
APPEARANCE DRAWING



Tol: ± 0.5

Unit: mm

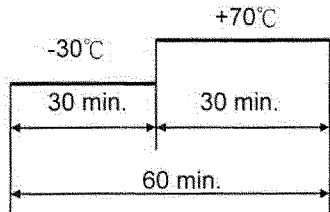
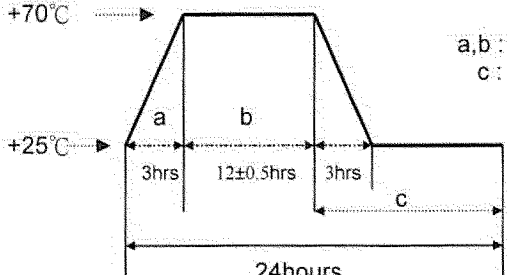
MEASUREMENT METHOD



MECHANICAL CHARACTERISTICS

No.	Item	Test condition	Evaluation standard
1	Solderability	Lead terminals are immersed in rosin for 5 seconds and then immersed in solder bath of $+270 \pm 5^\circ\text{C}$ for 3 ± 1 seconds.	90% min. lead terminals shall be wet with solder. (Except the edge of terminal)
2	Soldering Heat Resistance	Lead terminal are immersed up to 1.5mm from sounder's body in solder bath of $+260 \pm 5^\circ\text{C}$ for 3 ± 1 seconds.	No interference in operation
3	Terminal Mechanical Strength	The force 10 seconds of 9.8N (1.0kg) is applied to each terminal in axial direction.	No damage and cutting off
4	Vibration	Buzzer shall be measured after being applied vibration of amplitude of 1.5mm with 10 to 55hz band of vibration frequency to each of 3 per-pendicular directions for 2 hours.	After the test the part shall meet specifications with-out any damage in appearance and the SPL should be in $\pm 10\text{dBA}$ compared with initial one.
5	Drop test	The part only shall be dropped from a height of 75cm onto a 40mm thick wooden board 3 times in 3 axes (X.Y.Z). (a total of 9 times).	

ENVIRONMENT TEST

No.	Item	Test condition	Evaluation standard
1	High temp. test	After being placed in a chamber at +70°C for 96 hours.	After the test the part shall meet specifications with-out any degradation in appearance and performance except SPL after 4 hours at +25°C. the SPL should be in $\pm 10\text{dBA}$ compared with initial one.
2	Low temp. test	After being placed in a chamber at -30°C for 96 hours.	
3	Thermal Shock	The part shall be subjected to 10 cycles. One cycle shall consist of; 	
4	Temp./ Humidity Cycle	The part shall be subjected to 10 cycles. One cycle shall be 24 hours and consist of;  a,b : 90~98%RH c : 80~98%RH	

RELIABILITY TEST

No.	Item	Test condition	Evaluation standard
1	Operating life test	1. Continuous life test The part shall be subjected to 72 hours at +45°C with 1.5V, 2048Hz applied. 2. Intermittent life test A duty cycle of 1 minute on, 1 minutes off, a minimum of 10000 times at room temp.(+25 \pm 10°C) with 1.5V, 2048Hz applied.	After the test the part shall meet specifications with-out any degradation in appearance and performance except SPL after 4 hours at +25°C. the SPL should be in $\pm 10\text{dBA}$ compared with initial one.

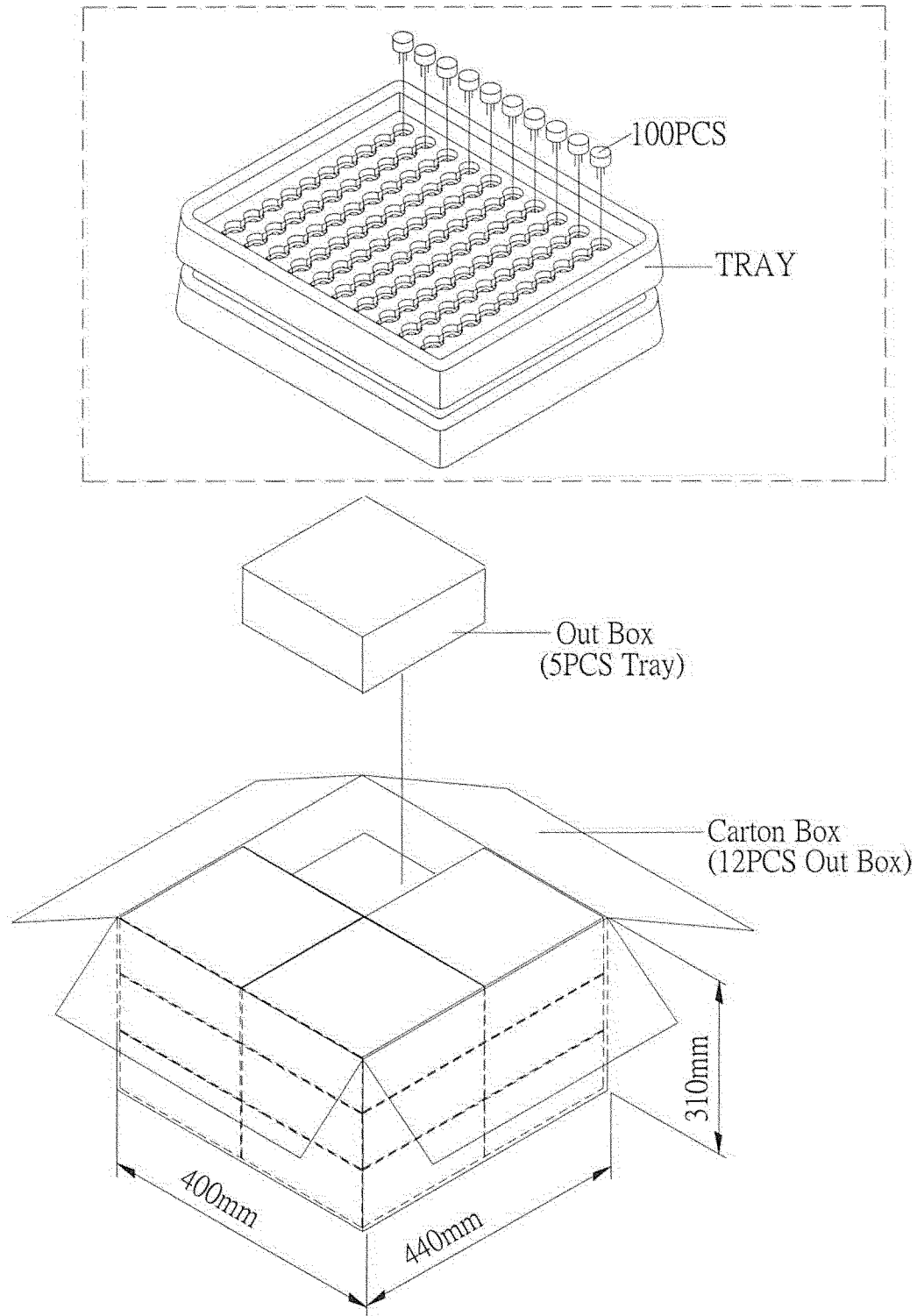
TEST CONDITION.

Standard Test Condition : a) Temperature : +5 ~ +35°C b) Humidity : 45-85% c) Pressure : 860-1060mbar

 Judgement Test Condition : a) Temperature : +25 \pm 2°C b) Humidity : 60-70% c) Pressure : 860-1060mbar

All information contained herein applies only to the above listed part number. Other versions of this part number with electrical or mechanical variations are available. Contact CUI Inc. for further assistance.

PACKING STANDARD



Tray	184mmx184mmx23mm	1x100PCS=100PCS
Out Box	200mmx190mmx100mm	5LAYERx100PCS=500PCS
Carton Box	440mmx400mmx310mm	500PCSx12=6,000PCS