查询"0876.125MXEP"供应商

876 Series Fuse, Lead-free 3.6 x 10 mm, Fast–Acting Fuse



Agency	Agency File Number	Ampere Range
VDE	40022494	0.125 – 0.630A 1.6 – 5A
c UL us	E10480	0.125 – 5A

Description

Single Pigtail Axial Lead 3.6 x 10mm Fast-Acting Fuse

Features

- Designed to meet IEC 60127-3 Standard Sheet 3
- Fast-Acting, ceramic body fuse in a compact package
- Single Pigtail Axial Lead format
- Pb-free, RoHS compliant
- Available in ratings of .125 to 5 Amperes

Applications

- This space saving fuse is ideally suited for lighting, power supply, and adapter applications.

Electrical Characteristics

% of Ampere Rating	Opening Time
150%	60 minutes, Minimum
210%	30 minutes, Maximum
275%	10 ms., Min.; 3 sec. Max.
400%	3 ms., Min.; 300 ms. Max.
1000%	20 ms. Max.

Electrical Characteristics

Amp Code	Ampere Rating (A)	Voltage Rating (V)	Interrupting Rating	Nominal Cold Resistance (Ohms)	Nominal Melting I^2t (A^2 sec)	Nominal Voltage Drop (mV)	Nominal Power Dissipation (mW)	Agency Approvals	
								VDE	c UL us
.125	0.125	250	35A @ 250 V AC	1.066	0.020	168	60	x	x
.160	0.160	250	35A @ 250 V AC	1.000	0.028	183	92	x	x
.250	0.250	250	35A @ 250 V AC	0.573	0.110	87	62	x	x
.630	0.630	250	35A @ 250 V AC	0.131	0.170	102	221	x	x
01.6	1.6	250	35A @ 250 V AC	0.0388	1.8	70	382	x	x
002.	2.0	250	35A @ 250 V AC	0.0329	2.51	70	470	x	x
004.	4.0	250	40A @ 250 V AC	0.0149	14.64	70	985	x	x
005.	5.0	250	50A @ 250 V AC	0.0111	26.85	66	1200	x	x

Notes:
Cold resistance measured at less than 10% of rated current at 23°C.

© 2009 Littelfuse, Inc.
Specifications are subject to change without notice.
Please refer to www.littelfuse.com/series/876.html for current information.

找PDF 维库一下 pdf.dzsc.com

Littelfuse®
Expertise Applied | Answers Delivered

查询"0876.125MXEP"供应商

Temperature Rerating Curve

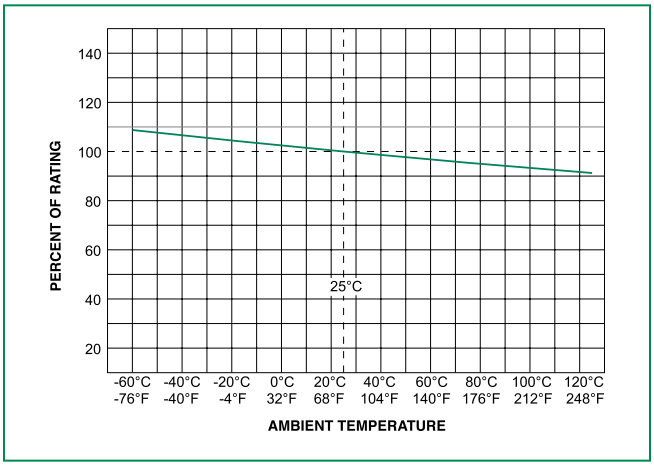

Average Time Current Curves

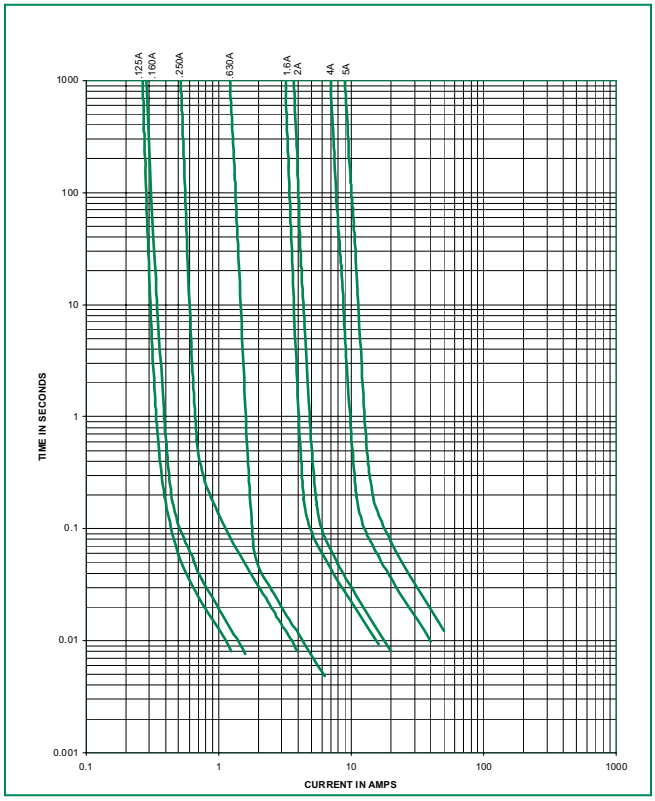

Soldering Parameters - Wave Soldering

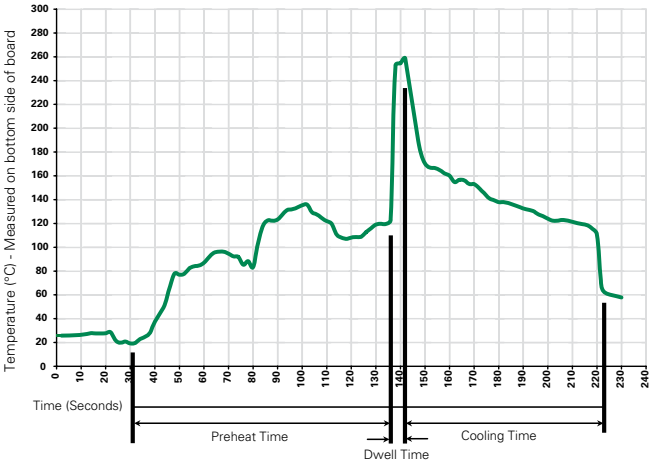

Recommended Process Parameters:

Wave Parameter	Lead-Free Recommendation
Preheat: (Depends on Flux Activation Temperature)	(Typical Industry Recommendation)
Temperature Minimum:	100° C
Temperature Maximum:	150° C
Preheat Time:	60-180 seconds
Solder Pot Temperature:	260° C Maximum
Solder Dwell Time:	2-5 seconds

Recommended Hand-Solder Parameters:

Solder Iron Temperature: 350° C +/- 5°C
Heating Time: 5 seconds max.

Note: These devices are not recommended for IR or Convection Reflow process.

© 2009 Littelfuse, Inc.
Specifications are subject to change without notice.
Please refer to www.littelfuse.com/series/876.html for current information.

查询"0876.125MXEP"供应商

Product Characteristics

Materials	Body: Ceramic Cap: Nickel Plated Brass Tin Plated Copper
Terminal Strength	MIL-STD-202F Method 211A, Test Condition A
Solderability	Reference IEC 60127 Second Edition 2003-01 Annex A
Product Marketing	Body: Brand Logo, Current Rating Characteristic "F", Agency approval marks
Packaging	Bulk (1000 pcs/pkg) Tape & Reel (1000 pcs/reel)

Operating Temperature	-55°C to 125°C
Thermal Shock	MIL-STD-202F, Method 107G Test Condition B3 (5 cycles -65°C to +125°C)
Vibration	MIL-STD-202F, Method 201A (10-55 Hz)
Humidty	MIL-STD-202, Method 106, High Humidity (90-98%RH), Heat (65°C)
Salt Spray	MIL-STD-202F, Method 101D, Test Condition B

Dimensions

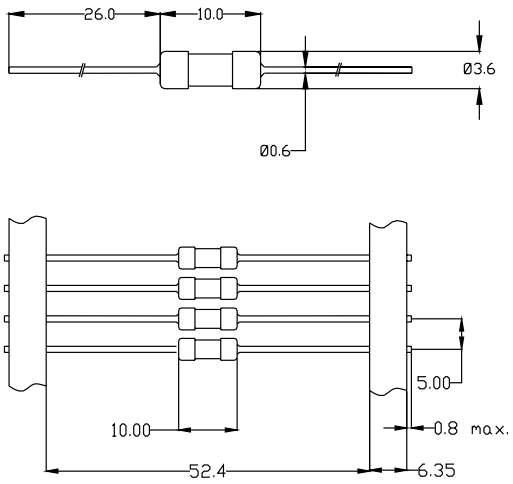

All dimensions in mm

Part Numbering System

0876 xxxx M X E P

Series

Amp Code
Refer to Amp Code column of Electrical Characteristics Table

Quantity Code
M = 1000

Packaging Code
X = Filler

Option Code
E = Axial Leaded

Lead-free
P = Lead-Free
Others = Special Options
Please call Littelfuse for detail

Packaging

Packaging Option	Packaging Specification	Quantity	Quantity & Packaging Code	Taping Width
876 Series				
Bulk	Bulk	1000	MXE	N/A
Tape and Reel	EIA 296	1000	MRET1	T1 = 52mm (2.062")

© 2009 Littelfuse, Inc.
Specifications are subject to change without notice.
Please refer to www.littelfuse.com/series/876.html for current information.