

查询"74337-0071" 供应商

## FEATURES AND SPECIFICATIONS

### Features and Benefits

- Conforms to EIA/SFF specifications to ensure intermateability with conforming parts
- Gold flash over Palladium Nickel plating for a high durability/reliability interface
- Dual-stack, single-piece design provides space savings with one-step PCB processing
- Optional cover to protect from contact damage during handling
- Available with or without screwlock hardware (71433-0002)
- One-piece enhanced face shield for improved EMI/RFI performance and simple ground termination process

### Reference Information

Product Specification: PS-71425-9999  
Packaging: Tray  
UL File No.: E29179  
CSA File No.: LR19980-5  
Mates With: Ultra+ VHDCI plug kit 71425  
Designed In: Millimeters

### Electrical

Voltage: 30V  
Current: 0.5A  
Contact Resistance: 50mΩ max.  
Dielectric Withstanding Voltage: 250V AC  
Insulation Resistance: 500 MΩ min.

### Mechanical

Mating Force: 0.49N (0.11 lb)  
Unmating Force: 0.15N (0.03 lb)  
Durability: 500 cycles

### Physical

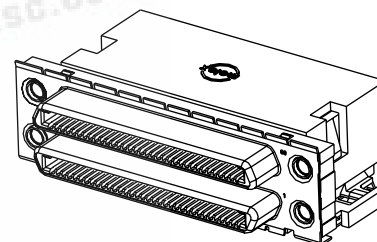
Housing: Black, high-temperature thermoplastic, UL 94V-0  
Contact: Phosphor Bronze  
Plating: Gold flash over Palladium Nickel  
PCB Thickness: 1.57 and 2.36mm (.062 and .093")  
Operating Temperature: -55 to +85°C



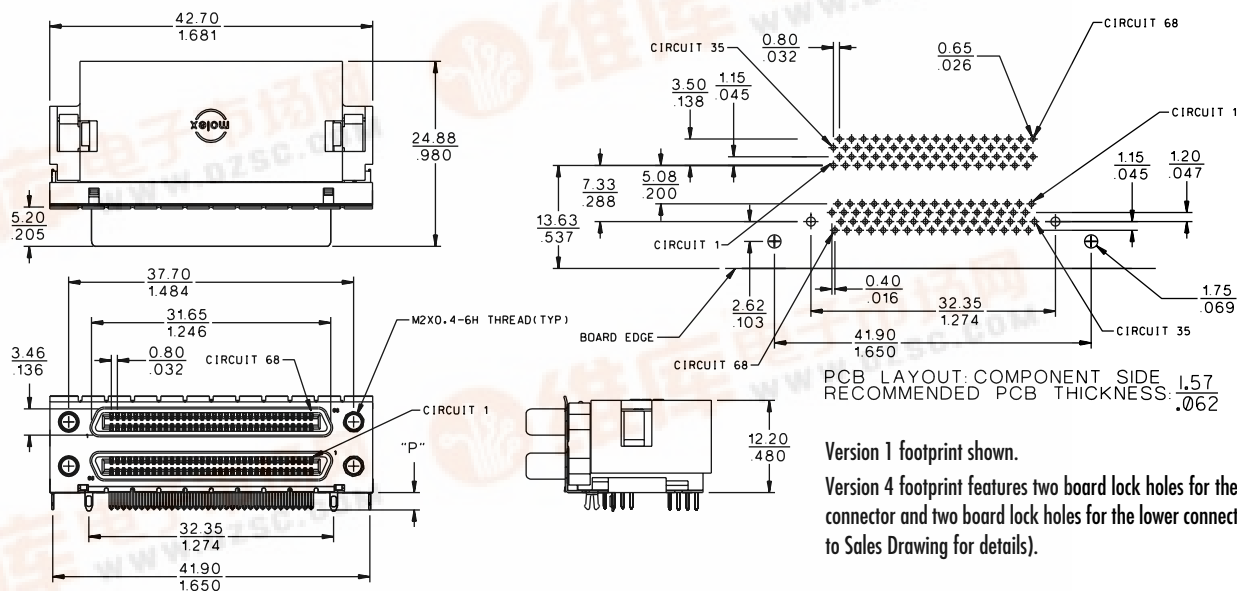
## 0.80mm (.031") Pitch Ultra+™ VHDCI Wire-to-Board Receptacle

74337

Stacked, Right Angle



## CATALOG DRAWING (FOR REFERENCE ONLY)



Version 1 footprint shown.

Version 4 footprint features two board lock holes for the upper connector and two board lock holes for the lower connector (refer to Sales Drawing for details).

## ORDERING INFORMATION AND DIMENSIONS

Circuits	Order No.				Footprint Version	Dimension P
	With Screwlocks	With Cover	With Screwlocks and Cover	Without Screwlocks or Cover		
136	74337-0040	74337-0012	74337-0038	74337-0016	1	2.08 (.082)
	74337-0064	74337-0051*	74337-0054	74337-0061	4	2.08 (.082)
	74337-0039	74337-0011	74337-0037	74337-0015	1	2.30 (.090)
	74337-0073	74337-0070	74337-0072	74337-0071	1	3.44 (.135)

\* Without enhanced shield and ground tabs

### Americas Headquarters

Lisle, Illinois 60532 U.S.A.  
Tel: 1-800-78MOLEX  
Fax: 630-969-1352

### Far East North Headquarters

Yamato, Kanagawa, Japan  
Tel: 81-462-65-2324  
Fax: 81-462-65-2366

### Far East South Headquarters

Jurong, Singapore  
Tel: 65-6-268-6868  
Fax: 65-6-265-2985

### European Headquarters

Munich, Germany  
Tel: 49-89-413092-0  
Fax: 49-89-401527

### Corporate Headquarters

2222 Wellington Ct.  
Lisle, IL 60532 U.S.A.  
Tel: 630-969-4550

Visit our Web site at <http://www.molex.com/product/vhdc.html>

Printed in USA/2.5K/JI/JI/2002.05

©2002, Molex



Order No. USA-172

## [查询"74337-0071"供应商](#)

The new 0.80mm (.031") Pitch Dual Stack Ultra+ VHDCI (Very High Density Cable Interface) connectors from Molex are ideal for demanding next generation SCSI applications. They have been designed to meet ANSI/SFF-8441 and SPI-4 requirements while supporting HBA applications and other equipment requiring high port densities.

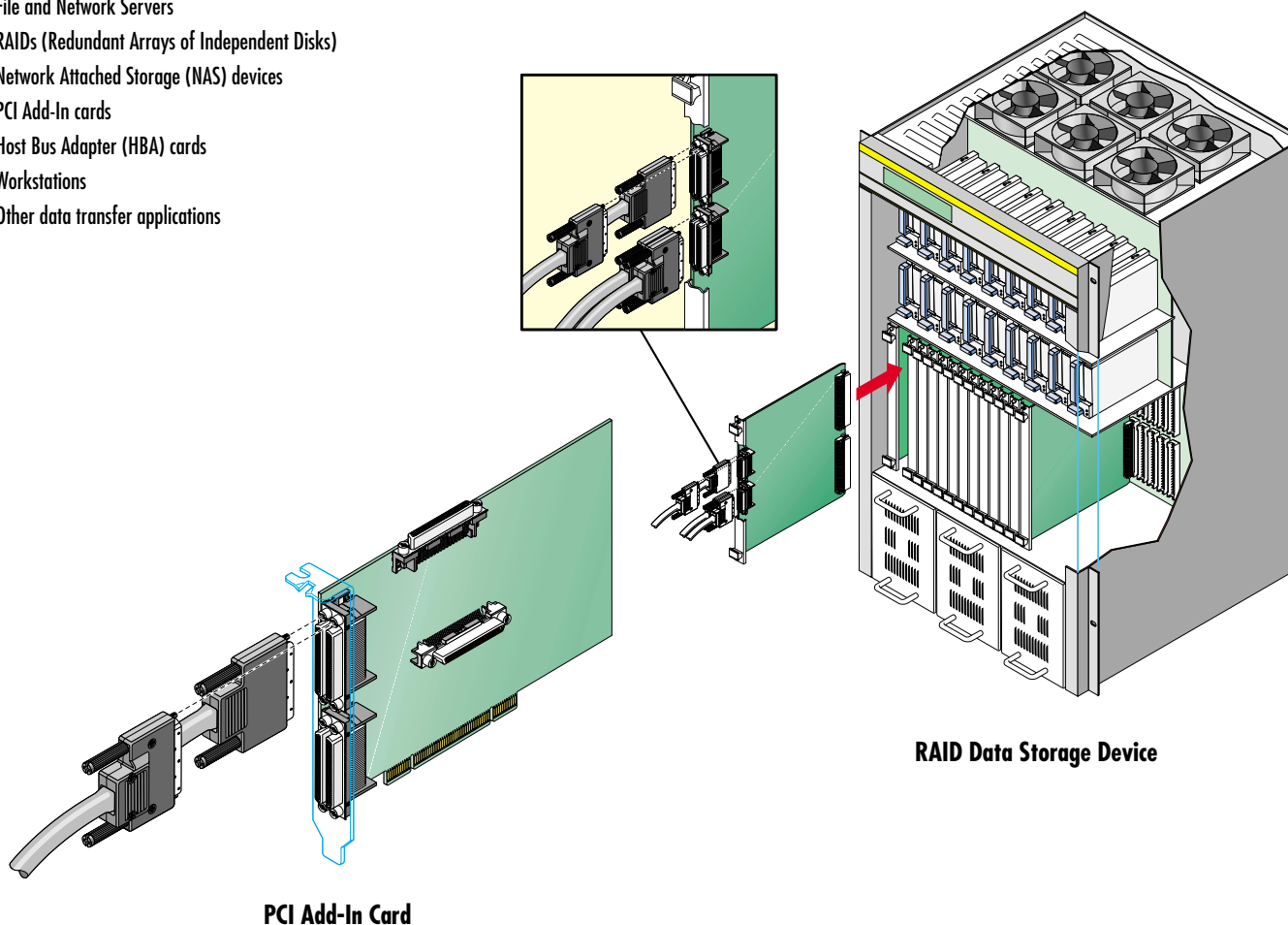
These space-saving dual-stacked receptacles have 136 circuits in a two-row configuration, providing the most features for maximum performance and reliability. An optional cover is available, eliminating risk of electrical shorts to panels or adjacent printed circuit boards in densely packaged equipment. Panel grounding tabs provide a superior ground path to a panel or bracket for maximum EMI protection. High performance terminals with lead-ins that have a large radius minimize stubbing while improving plug insertion.

# **0.80mm (.031") Pitch Ultra+™ VHDCI Wire-to-Board Dual Stack Receptacle**



## APPLICATIONS

- File and Network Servers
- RAIDs (Redundant Arrays of Independent Disks)
- Network Attached Storage (NAS) devices
- PCI Add-In cards
- Host Bus Adapter (HBA) cards
- Workstations
- Other data transfer applications



PCI Add-In Card

RAID Data Storage Device