

Series 803 "Mighty Mouse"
1/4 Turn Bayonet Coupling



Series 803 Bayonet Cable Plugs



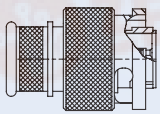
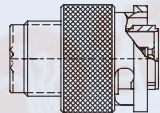
Series 803 Plugs

Two Shell Styles: Integral band platform for direct shield attachment using **BAND-IT**® termination system, or accessory thread providing accommodation for a wide variety of strain reliefs and backshells.

Push-To-Mate, 1/4 Turn to Lock. These quick-mating connectors feature bayonet pins on the receptacle. Simply push the connectors together, then rotate the plug coupling nut 90° to lock the connectors together.

Series 803 connectors are suitable for **Light-to-Medium Duty** applications such as test and measurement, telemetry and communications gear.

Splashproof interface withstands exposure to rain and condensation. The Series 803 is not recommended for water immersion.

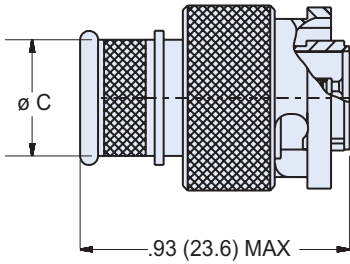
HOW TO ORDER					
Sample Part Number					
803-001	-06	NF	9-19	P	N
Series	Shell Style	Shell Material / Finish	Shell Size- Insert Arrangement	Contact Type	Shell Key Position
 803-001 Crimp Contact, Banding Platform for Direct Attachment of Cable Shield and Overmold	-06 Plug	C Aluminum / Black Anodize	5-3 3 #23 Contacts 6-1 1 #16 Contact	Standard #23 contacts accept #22 through #28 AWG wire. Use the following contact codes to specify these contacts: P Pin S Socket	N Normal Alternate Key Positions: X Y Z
		M Aluminum / Electroless Nickel	6-4 4 #23 Contacts 6-7 7 #23 Contacts 7-1 1 #12 Contact		
 803-002 Rear Accessory Thread		NF Aluminum / Cadmium with Olive Drab Chromate	7-10 10 #23 Contacts 8-13 13 #23 Contacts 9-4 4 #16 Contacts	Special contacts for #26 to #30 AWG are also available. Use the following contact codes to specify these contacts: G Pin H Socket	
		ZN Aluminum / Zinc-Nickel with Olive Drab Chromate	9-19 19 #23 Contacts 10-26 26 #23 Contacts		
		ZNU Aluminum / Zinc-Nickel with Black Chromate	12-2 2 #12 Contacts 12-37 37 #23 Contacts 14-55 55 #23 Contacts 15-85 85 #23 Contacts		
		Z1 Stainless Steel / Passivated			
			#23 contacts are packaged with connectors. #16 and #12 contacts must be ordered separately.		



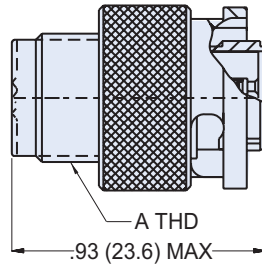


**Series 803 "Mighty Mouse"
1/4 Turn Bayonet Coupling**

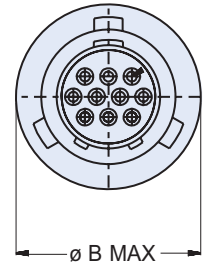
Series 803 Bayonet Cable Plug Dimensions



Integral Band Platform
803-001



Accessory Thread
803-002



DIMENSIONS					
Shell Size	A Thread UNEF-2A	Ø B Max		Ø C	
		In.	mm.	In.	mm.
5	.2500-32	.500	12.70	.245	6.22
6	.3125-32	.565	14.35	.290	7.37
7	.4375-28	.650	16.51	.390	9.91
8	.5000-28	.750	19.05	.440	11.18
9	.5625-24	.790	20.07	.500	12.70
10	.6250-24	.875	22.23	.562	14.27
12	.6875-24	.944	23.98	.650	16.51
14	.9375-20	1.095	27.81	.805	20.45
15	.9375-20	1.160	29.46	.850	21.59

SERIES 803 PLUG KEY POSITIONS			
	A°	B°	
N	150°	210°	
X	75°	210°	
Y	95°	230°	
Z	140°	275°	

This datasheet has been downloaded from:

www.EEworld.com.cn

Free Download

Daily Updated Database

100% Free Datasheet Search Site

100% Free IC Replacement Search Site

Convenient Electronic Dictionary

Fast Search System

www.EEworld.com.cn