查询"ACZ16BR1E-15KQD1-12C"供应商

SERIES: ACZ16 **DESCRIPTION:** mechanical incremental encoder

ELECTRICAL SPECIFICATIONS

parameter	conditions/description
output waveform	square wave
output signals	A, B phase
current consumption	0.5 mA
output phase difference	T1, T2, T3, T4 ≥ 3.5 ms @ 60 rpm (see output waveform)
supply voltage	5 V dc max.
output resolution	12, 24 ppr
insulation resistance	50 V dc, 100 MΩ
withstand voltage	50 V ac

MECHANICAL SPECIFICATIONS

parameter	conditions/description	min	nom	max	units
shaft load	axial			7	kgf
rotational torque	with detent click without detent click	50 90		130 210	gf·cm gf·cm
rotational life				100,000	cycles

ENVIRONMENTAL SPECIFICATIONS

parameter	conditions/description	min	nom	max	units
operating temperature		-10		65	˚C
storage temperature		-40		75	˚C
humidity		85			% RH
vibration	0.75 mm max. travel for 2 hours	10		55	Hz

PART NUMBER KEY

ACZ16 X BR X E- XX XX X1- XXX

Version:
"blank" = switch
N = no switch

Bushing:
1 = M7 x 0.75 (H = 5)
2 = M7 x 0.75 (H = 7)
4 = smooth (H = 5)
5 = smooth (H = 7)

Shaft length:
15, 20, 25

Shaft type:
KQ, F

Mounting orientation:
A = Horizontal
D = Vertical

Resolution (ppr):
12 = 12 ppr, no detent
12C = 12 ppr, 12 detent
24 = 24 ppr, no detent
24C = 24 ppr, 24 detent

找PDF 维库 pdf.dzsc.com

SERIES: ACZ16 **DESCRIPTION:** mechanical incremental encoder

SHAFT OPTIONS

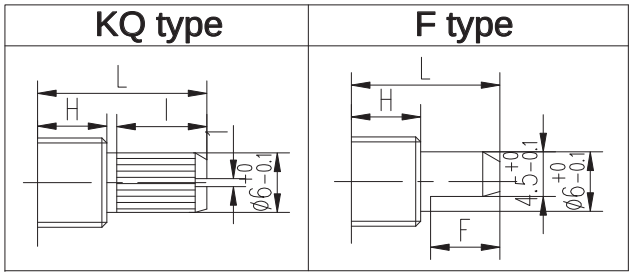

BUSHING

	Condition	*H*
1	M9-P0.75	5
2	M9-P0.75	7

H=5

	15KQ	20KQ	25KQ
L	15	20	25
I	7	12	12

H=5

	15F	20F	25F
L	15	20	25
F	8	10	12

H=7

	15KQ	20KQ	25KQ
L	15	20	25
I	7	12	12

H=7

	15F	20F	25F
L	15	20	25
F	8	10	12

OUTPUT WAVEFORM

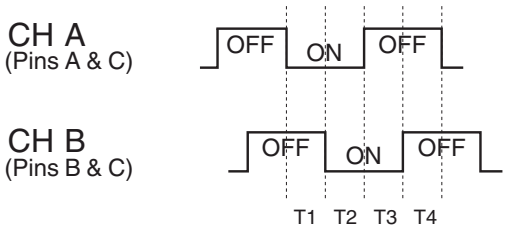

CW direction (@ 60 rpm)

DETENT POSITIONS

Model 12C & 24C

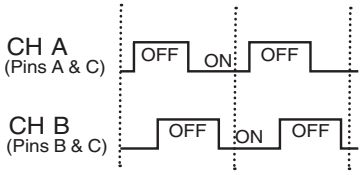

SLIDING NOISE

t = Masking time to avoid chatter (5mS) $V_1 = V_2 = 1V$ max.

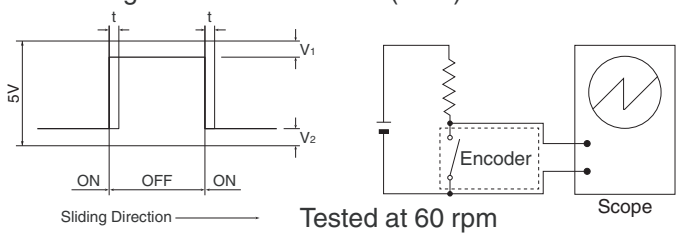

Tested at 60 rpm

SUGGESTED FILTER

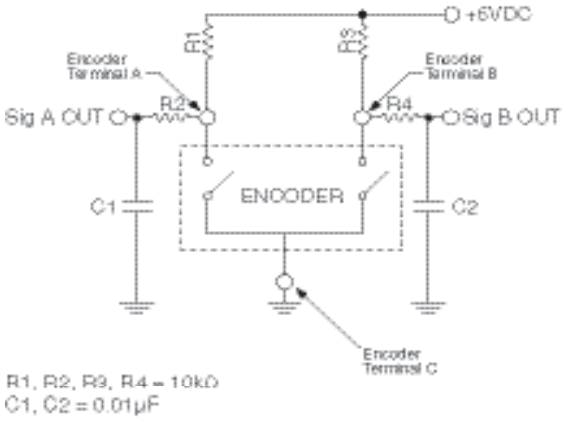

SERIES: ACZ16 **DESCRIPTION:** mechanical incremental encoder

MECHANICAL DRAWING (horizontal)

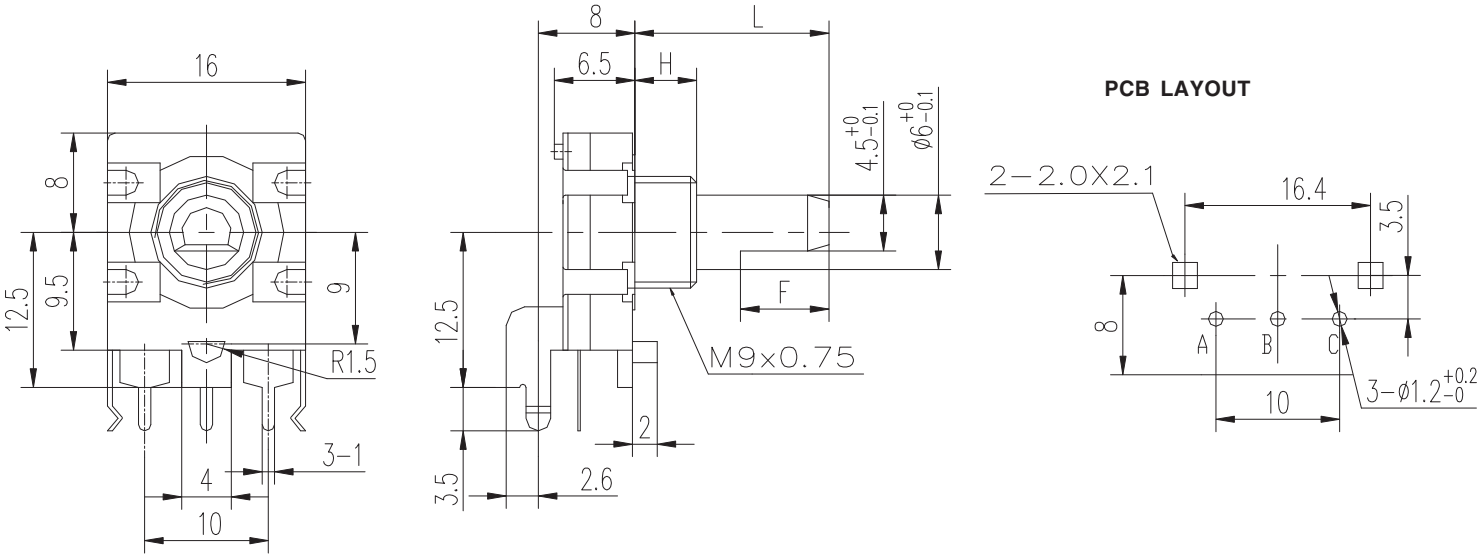
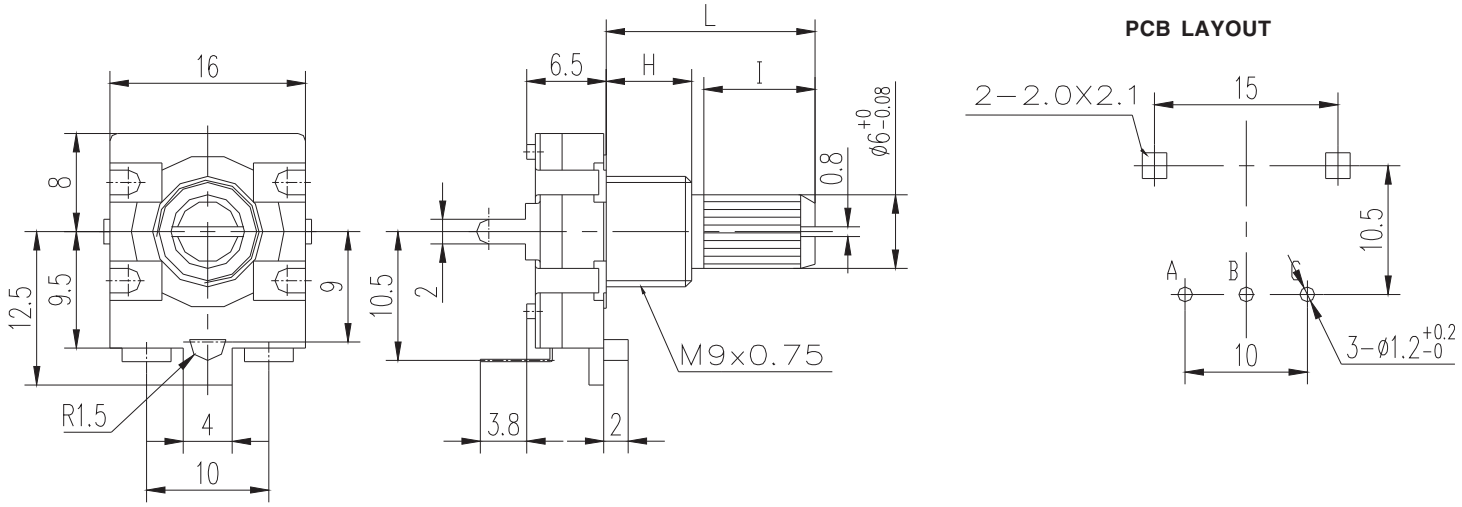
MECHANICAL DRAWING (vertical)