查询"CWD4890S"供应商

CW48 Series

- The newest family to the SSR range; Ratings from 10A to 125A @ 12-660 VAC
- SCR output for heavy industrial loads
- EMC Compliant for reliable operation in harsh environments
- Removable IP 20 touch-safe cover
- DBC substrate for superior thermal performance
- LED input status indicator
- AC or DC input

PRODUCT SELECTION

Description	10A	25A	50A	90A	125A
3-32 VDC	CWD4810	CWD4825	CWD4850	CWD4890	CWD48125
90-280 Vrms	CWA4810	CWA4825	CWA4850	CWA4890	CWA48125
18-36 Vrms	CWA4810E	CWA4825E	CWA4850E	CWA4890E	CWA48125E

AVAILABLE OPTIONS

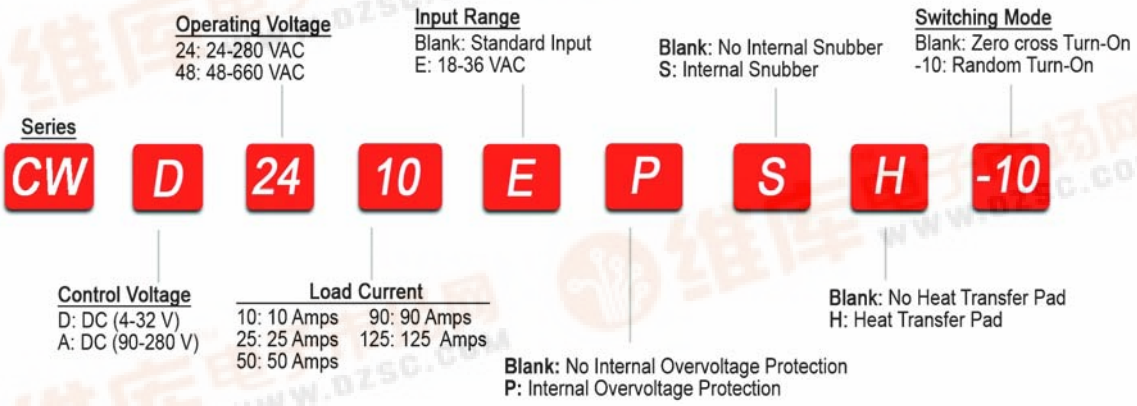

OUTPUT SPECIFICATIONS (1)

Description	10A	25A	50A	90A	125A
Operating Voltage (47-63Hz) [Vrms] (8)	48-660	48-660	48-660	48-660	48-660
Transient Overvoltage [Vpk]	1200	1200	1200	1200	1200
Maximum Off-State Leakage Current @ Rated Voltage [mArms](6)	1.0	1.0	1.0	1.0	1.0
Minimum Off-State dv/dt @ Maximum Rated Voltage [V/µsec] (2)	500	500	500	500	500
Maximum Load Current (3) [Arms]	10	25	50	90	125
Minimum Load Current [Arms]	0.15	0.15	0.15	0.25	0.25
Maximum Surge Current (16.6ms) [Apk]	400	600	850	1350	2000
Maximum Surge Current (20ms) [Apk]	380	570	810	1290	1900
Maximum On-State Voltage Drop @ Rated Current [Vpk]	1.3	1.3	1.3	1.3	1.25
Thermal Resistance Junction to Case (Rjc) [°C/W]	0.35	0.35	0.2	0.14	0.13
Maximum I^2t for Fusing (8.3 msec) [A^2sec]	660	1500	3000	7560	16600
Minimum Power Factor (with Maximum Load)	0.5	0.5	0.5	0.5	0.5

Copyright © 2009 Crydom Inc.
Specifications subject to change without notice.
找PDF 维库一下 pdf.dzsc.com

查询"CWD4890S"供应商

INPUT SPECIFICATIONS (1)

Description	CWD	CWAxxxxE	CWA
Control Voltage Range	3-32 VDC	18-36 Vrms	90-280 Vrms
Minimum Turn-On Voltage	3 VDC	18 Vrms	90 Vrms
Minimum Turn-Off Voltage	1 .0 VDC	2 Vrms	10 Vrms
Nominal Input Impedance	See note 7	1.0 k Ohm	14.2 K Ohms (9)
Maximum Turn-On Time [msec] (4)(5)	1/2 Cycle	1/2 Cycle	1/2 Cycle
Maximum Turn-Off Time [msec] (5)	1/2 Cycle	1/2 Cycle	1/2 Cycle

GENERAL SPECIFICATIONS

Description	Parameters
Dielectric Strength, Input/Output/Base (50/60Hz)	4000 Vrms
Minimum Insulation Resistance (@ 500 V DC)	10^9 Ohm
Maximum Capacitance, Input/Output	8 pF
Ambient Operating Temperature Range	-40 to 80 °C
Ambient Storage Temperature Range	-40 to 125 °C
Weight (typical)	3.0 oz (86.5 g)
Encapsulation	Thermally conductive Epoxy
Terminals	Screw Type, Finger Proof Output: 8-32, Combo rive Input: 6-32, Combo Drive
Max. Torque	Output: 20 in lb (2.2Nm) Input: 10 in lb (1.1Nm)
Max. Wire Size	Output:2 x AWG 8 (3.8mm) Input: 2 x AWG 12 (2.5mm)

GENERAL NOTES

1) All parameters at 25°C unless otherwise specified.
2) Off-State dv/dt test method per EIA/NARM standard RS-443, paragraph 13.11.1
3) Heat sinking required, for derating curves see page 2.
4) Turn-on time for random turn-on version is 0.02 msec.
5) Turn-on and turn-off time for AC input models is 50 ms.
6) 10mA for models with snubber.
7) Input circuit incorporates active current limiter.
8) 48-530 VRMS for models with snubber.
9) 21.5K ohms for random turn-on version (-10 suffix).

Copyright © 2009 Crydom Inc.
Specifications subject to change without notice.

查询"CWD4890S"供应商

MECHANICAL SPECIFICATIONS

EMC Compatibility
Input: EN61000-4-2, Level 3 ESD
EN61000-4-4, Level 3 Burst
Output: EN61000-4-2, Level 3 ESD
Level 4 ESD (with P option)
EN61000-4-4, Level 3 Burst
Level 4 Burst (with P option)
EN61000-4-5, Level 4 Surge

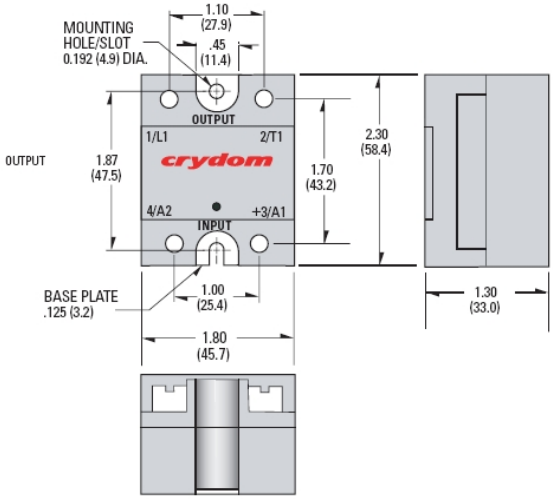

All dimensions are in inches (millimeters)

THERMAL DERATE INFORMATION

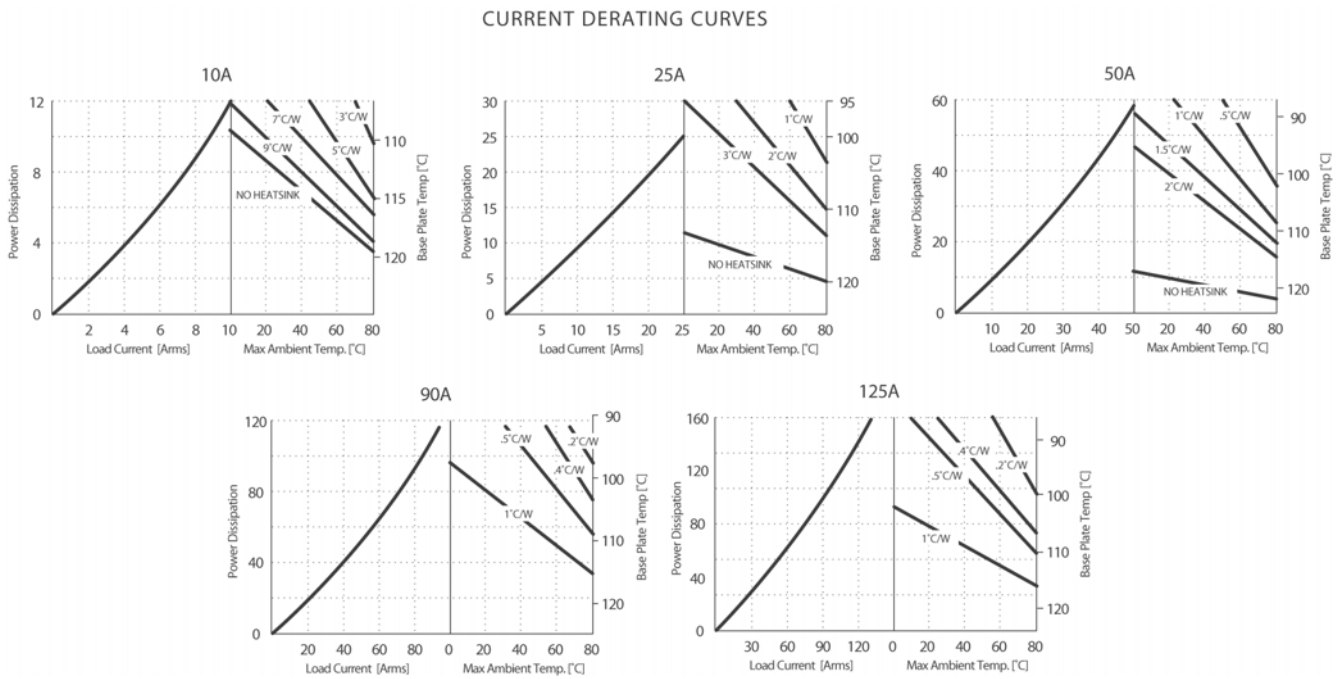

AGENCY APPROVALS

UL E116949
CSA 1405925
VDE 40007242
CE

Rev. 020509

Copyright © 2009 Crydom Inc.
Specifications subject to change without notice.

查询"CWD4890S"供应商

⚠ DANGER / PELIGRO / DANGER /GEFAHR / PERICOLO / PERIGO

HAZARD OF ELECTRIC SHOCK, EXPLOSION, OR ARC FLASH.

- Disconnect all power before installing or working with this equipment.
- Verify all connections and replace all covers before turning on power.

Failure to follow these instructions will result in death or serious injury.

RIESGO DE DESCARGA ELECTRICA O EXPLOSION.

- Desconectar todos los suministros de energia a este equipo antes de trabajar con este equipo.
- Verificar todas las conexiones y colocar todas las tapas antes de energizer el equipo.

El incumplimiento de estas instrucciones puede provocar la muerte o lesiones serias.

RISQUE DE DESCHARGE ELECTRIQUE OU EXPLOSION

- Eteindre toutes les sources d'énergie de cet appareil avant de travailler dessus de cet appareil
- Vérifier tous connections, et remettre tous couverts en olace avant de mettre sous

De non-suivi de ces instructions provoquera la mort ou des lésions sérieuses sérieuses.

GEFAHR EINES ELEKTRISCHE N SCHLAGES ODER EINER EXPLOSION.

- Stellen Sie jeglichen Strom ab, der dieses Gerät versorgt, bevor Sie an dem Gerät Arbeiten durchführen
- Vor der Inbetriebnahme alle Anschlüsse überprüfen und alle Gehäuseteile montieren.

Unterlassung dieser Anweisungen können zum Tode oder zu schweren Verletzungen führen.

RISCHIO DI SCOSSA ELETTRICA O DELL'ESPLOSI ONE.

- Spenga tutta l'alimentazion e che fornisce questa apparecchiatu ra prima del lavorare a questa apparecchiatu ra
- Verificare tutti i collegamenti e sostituire tutte le coperture prima della rotazione sull'alimentazi one

L'omissione di seguire queste istruz ioni provocherà la morte o di lesioni serie

RISCO DE DESCARGA ELÉTTRICA OU EXPLOSÃO

- Desconectar o equipamento de toda á energia antes de instalar ou trabalhar com este equipamen to
- Verificar todas as conexões e recolocar todas as tampas antes de religar o equipamento

O não cumprimento destas instruções pode levar á morte ou lesões sérias.

⚠ WARNING / AVERTISSEMENT / WARNUNG /ADVERTENCIA / AVVERTENZA / AVISO

RISK OF MATERIAL DAMAGE AND HOT ENCLOSURE

- The product's side panels may be hot, allow time for product to cool before touching.
- Follow proper mounting instructions including torque values.
- Do not allow liquids or foreign objects to enter this product.

Failure to follow this instruction can result in serious injury, or equipment damage.

RISQUE DE DOMMAGE MATERIEL ET DE SURCHAUFFE DU BOITIER

- Les panneaux latéraux du produit peuvent être chauds. Laisser le produit refroidir avant de le toucher.
- Respecter les consignes de montage, et notamment les couples de serrage.
- Ne pas laisser pénétrer de liquide ni de corps étrangers à l'intérieur du produit.

Le non-respect de cette directive peut entraîner, des lésions corporelles graves ou des dommages matériels.

GEFAHR VON MATERIALSCHÄDEN UND GEHÄUSEERHITZUNG

- Die Seitenwände können heiß sein. Lassen Sie das Produkt abkühlen, bevor Sie es berühren.
- Beachten Sie die Montageanweisungen,
- Führen Sie keine Flüssigkeiten oder Fremdkörper in das Produkt ein.

Die Nichtbeachtung dieser Anweisung kann Körperverletzung oder Materialschäden zur Folge haben.

RIESGO DE DAÑOS MATERIALES Y DE SOBRECALENTAMIENTO DE LA UNIDAD

- Los paneles laterales del producto pueden estar calientes. Esperar que el producto se enfríe antes de tocarlo.
- Respetar las instrucciones de montaje, y en particular los pares de apretado.
- No dejar que penetren líquidos o cuerpos extraños en el producto.

Si no se respetan estas precauciones pueden producirse graves lesiones, daños materiales.

RISCHIO DI DANNI MATERIALI E D'INVOLUCRO CALDO

- I pannelli laterali dell'apparecchio possono scottare; lasciar quindi raffreddare il prodotto prima di toccarlo.
- Seguire le istruzioni di montaggio corrette.
- Non far entrare liquidi o oggetti estranei in questo apparecchio.

La mancata osservanza di questa precauzione può causare gravi rischi per l'incolumità personale o danni alle apparecchiature.

RISCO DE DANO MATERIAL E DE AQUECIMENTO

- Os painéis laterais do produto podem estar quentes; dê tempo ao produto para arrefecer antes de lhe tocar.
- Siga devidamente as instruções de montagem.
- Não permita a entrada de líquidos e de objectos estranhos no produto.

A não observância destas precauções pode provocar a morte, ferimentos graves ou danos materiais.

Copyright © 2009 Crydom Inc.
Specifications subject to change without notice.

查询"CWD4890S"供应商

ANNEX - ENVIROMENTAL INFORMATION

The environmental information disclosed in this annex including the EIP Pollution logo are in compliance with People's Republic of China Electronic Industry Standard SJ/T11364 – 2006, Marking for Control of Pollution Caused by Electronic Information Products.

Part Name	Toxic or hazardous Substance and Elements					
	Lead (Pb)	Mercury (Hg)	Cadmium (Cd)	Hexavalent Chromium (Cr (VI))	Polybrominated biphenyls (PBB)	Polybrominated diphenyl ethers (PBDE)
Semiconductor die	X	O	O	O	O	O
Solder	X	O	O	O	O	O

此附件所标示的包括电子信息产品污染图标的环保信息
符合中华人民共和国电子行业标准 SJ/T11364 - 2006,
电子信息产品污染控制标识要求

部件名称	有毒有害物质或元素					
	铅 (Pb)	汞 (Hg)	镉 (Cd)	六价铬 (Cr (VI))	多溴联苯 (PBB)	多溴二苯醚 (PBDE)
半导体芯片	X	O	O	O	O	O
焊接点	X	O	O	O	O	O

Copyright © 2009 Crydom Inc.
Specifications subject to change without notice.