


MSTB 2,5/0,9-ST 代理商

Plug-in direction parallel to the conductor axis
Pitch 5.0 or 5.08

(IEC)	rigid	flexible	I	U
[mm ²]	solid	stranded	AWG	[A]
Connection data	0.2-2.5	0.2-2.5	24-12	12
				250



Description	No. of positions	Dim. a [mm]	Type	Order No.	Pcs. Pkt.
Plugs, 5.0 mm pitch, color: green	2	5	MSTB 2,5/2-ST	17 54 44 9	50
	3	10	MSTB 2,5/3-ST	17 54 46 5	
	4	15	MSTB 2,5/4-ST	17 54 48 1	
	5	20	MSTB 2,5/5-ST	17 54 50 4	
	6	25	MSTB 2,5/6-ST	17 54 52 0	
	7	30	MSTB 2,5/7-ST	17 54 54 6	
	8	35	MSTB 2,5/8-ST	17 54 56 2	
	9	40	MSTB 2,5/9-ST	17 54 58 8	
	10	45	MSTB 2,5/10-ST	17 54 60 1	
	11	50	MSTB 2,5/11-ST	17 54 62 7	
	12	55	MSTB 2,5/12-ST	17 54 64 3	
	13	60	MSTB 2,5/13-ST	17 54 66 9	
	14	65	MSTB 2,5/14-ST	17 54 68 5	
	15	70	MSTB 2,5/15-ST	17 54 70 8	
	16	75	MSTB 2,5/16-ST	17 54 72 4	
	17	80	MSTB 2,5/17-ST	17 54 74 0	
	18	85	MSTB 2,5/18-ST	17 54 76 6	
	19	90	MSTB 2,5/19-ST	17 54 78 2	
	20	95	MSTB 2,5/20-ST	17 54 80 5	
	21	100	MSTB 2,5/21-ST	17 54 82 1	
	22	105	MSTB 2,5/22-ST	17 54 84 7	
	23	110	MSTB 2,5/23-ST	17 54 86 3	
	24	115	MSTB 2,5/24-ST	17 54 88 9	
	Plugs, 5.08 mm pitch, color: green	2	5.08	MSTB 2,5/2-ST-5,08	
3		10.16	MSTB 2,5/3-ST-5,08	17 57 02 2	
4		15.24	MSTB 2,5/4-ST-5,08	17 57 03 5	
5		20.32	MSTB 2,5/5-ST-5,08	17 57 04 8	
6		25.40	MSTB 2,5/6-ST-5,08	17 57 05 1	
7		30.48	MSTB 2,5/7-ST-5,08	17 57 06 4	
8		35.56	MSTB 2,5/8-ST-5,08	17 57 07 7	

查询"1757019"供应商	8	35.56	MSTB 2,5/8-ST-5,08	17 57 07 7
	9	40.64	MSTB 2,5/9-ST-5,08	17 57 08 0
	10	45.72	MSTB 2,5/10-ST-5,08	17 57 09 3
	11	50.80	MSTB 2,5/11-ST-5,08	17 57 10 3
	12	55.88	MSTB 2,5/12-ST-5,08	17 57 11 6
	13	60.96	MSTB 2,5/13-ST-5,08	17 57 12 9
	14	66.04	MSTB 2,5/14-ST-5,08	17 57 13 2
	15	71.12	MSTB 2,5/15-ST-5,08	17 57 14 5
	16	76.20	MSTB 2,5/16-ST-5,08	17 57 15 8
	17	81.28	MSTB 2,5/17-ST-5,08	17 57 16 1
	18	86.36	MSTB 2,5/18-ST-5,08	17 57 17 4
	19	91.44	MSTB 2,5/19-ST-5,08	17 57 18 7
	20	96.52	MSTB 2,5/20-ST-5,08	17 57 19 0
	21	101.60	MSTB 2,5/21-ST-5,08	17 57 20 0
	22	106.68	MSTB 2,5/22-ST-5,08	17 57 21 3
	23	111.76	MSTB 2,5/23-ST-5,08	17 57 22 6
	24	116.84	MSTB 2,5/24-ST-5,08	17 57 23 9

Technical data**Dimensions**

see description

Pitch [mm] 5.0 / 5.08

Technical data in accordance with IEC / DIN VDE

Insulation material group	–		I	
Surge voltage category / contamination class	–/–	III / 3	III / 2	II / 2
Rated voltage	[V]	250	320	630
Rated surge voltage	[kV]	4	4	4
Nominal current / cross section	[A]/[mm ²]		12 / 2.5	
Maximum load current / cross section	[A]/[mm ²]		12 / 2.5	
Connection capacity				
solid / stranded / conductor sizes	[mm ²]/[mm ²]/AWG		0.2 - 2.5 / 0.2 - 2.5 / 24 - 12	
stranded with ferrules without / with plastic collar	[mm ²]		0.25 - 2.5 / 0.25 - 2.5	

Multiple connection (2 conductors with same cross section)

solid / stranded	[mm ²]	0.2 - 1 / 0.2 - 1.5
stranded with ferrules without plastic collar	[mm ²]	0.25 - 1
stranded with TWIN ferrules with plastic collar	[mm ²]	0.5 - 1.5

Stripping length	[mm]	7
Internal cylindrical gage (IEC 947-1:1988)	–	A 3
Thread	–	M 3
Torque	[Nm]	0.5 - 0.6

Insulation material

Inflammability class acc. to UL 94	V0
Temperature indices RTI/Ti	130/120

Approval data (UL and CSA)

Normal operating current
conductor sizes

UL: [V] / [A] / AWG
CSA: [V] / [A] / AWG

300 / 10 / 30 - 12

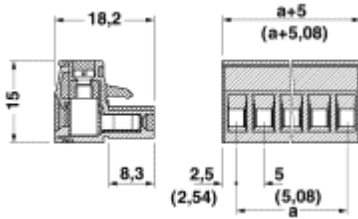
300 / 10 / 28 - 12

Articles printed in bold can be delivered at short notice.
Products with black or gray housing available on request.

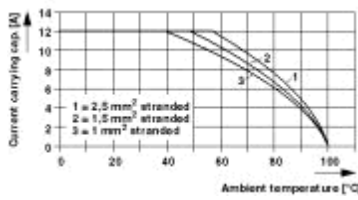
Note:

Only actuate COMBICON plug connectors when under no load condition. If for operating reasons small loads must be switched, experimental values are available upon request.

Dimensional drawing



Diagram



Current carrying capacity depending on the ambient temperature
Plug: MSTB 2,5/2-ST(F)(-5,08)
Header: MSTB(V)(A) 2,5/2-G(F)(-5,08)

