查询"86093488613745000E1"供应商

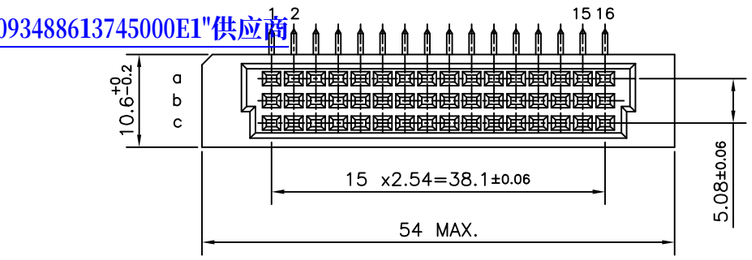

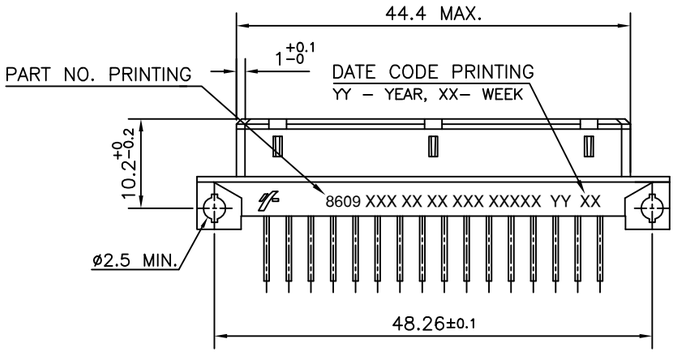

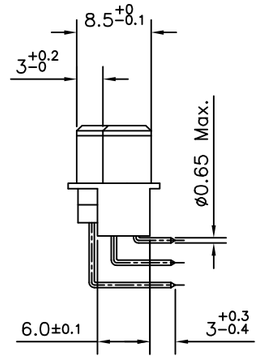

NO OPTION

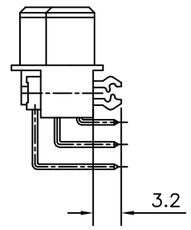

WITH HARPOONS

P.C.B DRILLING DETAILS

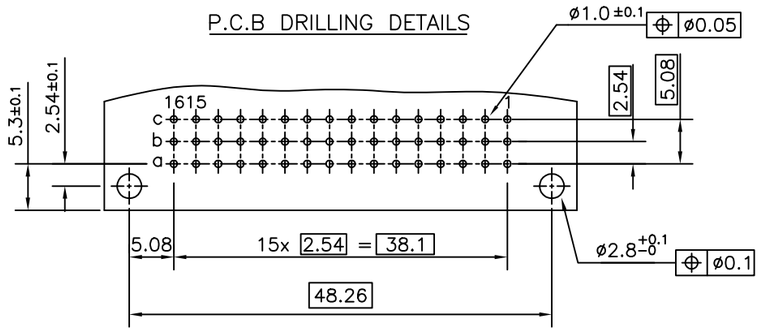

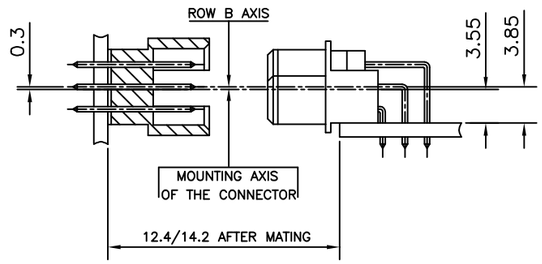

TECHNICAL SPECIFICATION

HOUSING MATERIAL	:	THERMOPLASTIC POLYESTER UL 94V–0, GREY
		HOUSING CAN WITHSTAND EXPOSURE TO LEAD FREE WAVE SOLDERING TEMPERATURE OF 260–265°C WHEN USED WITH PROTECTIVE ADHESIVE OR PROTECTIVE METTALIC DEVICE FOR RIGHT ANGLE CONNECTORS AS IT IS USED IN CLASSICAL LEAD WAVE SOLDERING AT 235–250°C
CONTACT MATERIAL	:	COPPER ALLOY
CONTACT PLATING		
ACTIVE ZONE	:	GOLD OVER NICKEL
TERMINATION ZONE		
TIN LEAD VERSION	:	TIN LEAD OVER NICKEL
LEAD FREE VERSION	:	TIN (PURE MATTE) OVER Ni
HARPOON PLATING	:	
TIN LEAD VERSION	:	TIN LEAD OVER NICKEL
LEAD FREE VERSION	:	TIN (PURE MATTE) OVER Ni

ELECTRICAL DATA

CURRENT RATING AT 20°C	:	1,5 A
CURRENT (I MAX)	:	2 A
TEMPERATURE RANGE	:	–55°C/ +125°C
CONTACT RESISTANCE	:	≤ 20mΩ
INSULATION RESISTANCE	:	≥ 10^6 MΩ
TEST VOLTAGE (rms)	:	1000V

MECHANICAL DATA

INSERTION FORCE PER CONTACT	:	≤ 0.94N
EXTRACTION FORCE PER CONTACT	:	≥ 0.15N

REFERENCE SPECIFICATIONS : DIN 41612 / IEC 603–2

SERIES	8609	3	48	8	6	13	7	6	5	000E1

ROWS FITTED WITH CONTACTS
- Rows a b c — 3 — 48
- Rows a – c — 4 — 32

NUMBER OF CONTACTS

TYPE OF INSULATOR
- 3 ROW FEMALE INSULATOR — 8

METHOD OF MOUNTING
- REVERSE MOUNTING – STYLE R/2 — 6

TERMINATION
- ANGLED SPILL — 13

OPTIONS
- NO OPTION — 7
- WITH HARPOONS — H

PERFORMANCE CLASS
- DIN 41612 CLASS 3 — 4
- DIN 41612 CLASS 2 — 5
- DIN 41612 CLASS 1 — 6
- AS PER MIL C 55302/ JSS 50808 — 8

PITCH PER ROW
- 2.54 — 5

- 000E1 — TIN LEAD VERSION
- E1LF — LEAD FREE VERSION

NOTES:-

1. THE "LF" PRODUCTS MEET EUROPEAN UNION DIRECTIVES AND OTHER COUNTRY REGULATIONS AS DESCRIBED IN GS-22-008
2. THE HOUSING WILL WITHSTAND EXPOSURE TO 260°C PEAK TEMPERATURE FOR 3.5 SECONDS IN A WAVE SOLDER APPLICATION WITH A 1.6 MM MINIMUM THICK CIRCUIT BOARD
3. LEAD FREE OR RoHS DIRECTIVE LABELING TO BE PROVIDED AS PER GS-14-920 FOR LEAD FREE VERSION.

INDEX	DATE	REVISION DESCRIPTION
b	19/05/2005	TECHNICAL SPECIFICATION MODIFIED AND LEAD FREE NOTE ADDED.
a	23/09/2004	DRAWING NO. WAS C-8609-0095 REV. b AND HARPOON MOUNTING ADDED.

Itr	Ecn no	Dr	date
b	I05-0042	MINI	19/05/2005
a	I04-0100	MINI	09/11/2004

Tolerance: LINEAR ±0.1, ANGULAR ±1°

Projection

MM

Dr	Mini K Vandanath	23/09/2004	Product Family 8609
Eng	Rakhee George	23/09/2004	Spec ref
Chr	Rakhee George	19/05/2005	Material SEE TECH. SPEC.
Appr	K Somasundaram	19/05/2005	

Size: A3 — Scale: ——— — ECN

FCI — D:\ENGG\EURO\8609

Title: DIN REVERSE RECEPTACLE (ANGLED SPILL DIN41612 STYLE-R/2)

Dwg no: C-8609-2027 — Rev. b

Catalog no 8609---86137-5XXXXX, 8609---8613H-5XXXXX — CUSTOMER COPY — Sheet 1 of 1

Tous droits strictement reserves. Reproduction ou communication a des tiers interdite sous quelque forme que ce soit sans autorisation ecrite du Propriete de c FCI. Droits de reproduction FCI.

All rights strictly reserved. Reproduction or issue to third parties in any form whatever is not permitted without written authority from the proprietor. Property of FCI. Copyright FCI.

PDM: Rev:B STATUS:Released Printed: Dec 13, 2005